

The logo for the Olympic Community of Health features the word "Olympic" in a white serif font, followed by a stylized white graphic of three curved lines representing a mountain range, and the words "COMMUNITY of HEALTH" in a white sans-serif font.

Olympic
COMMUNITY of HEALTH

Connecting to data

Exploring regional health through a data lens

Land Acknowledgement

Together, we acknowledge, with humility, the indigenous peoples whose presence permeates the waterways, shorelines, valleys, and mountains of the Olympic region. The land where we are is the territory of the Chimacum, Hoh, Makah, S'Klallam, Suquamish, and Quileute tribes on whose sacred land we live, work, and play.



HEALTHY PEOPLE, THRIVING COMMUNITIES



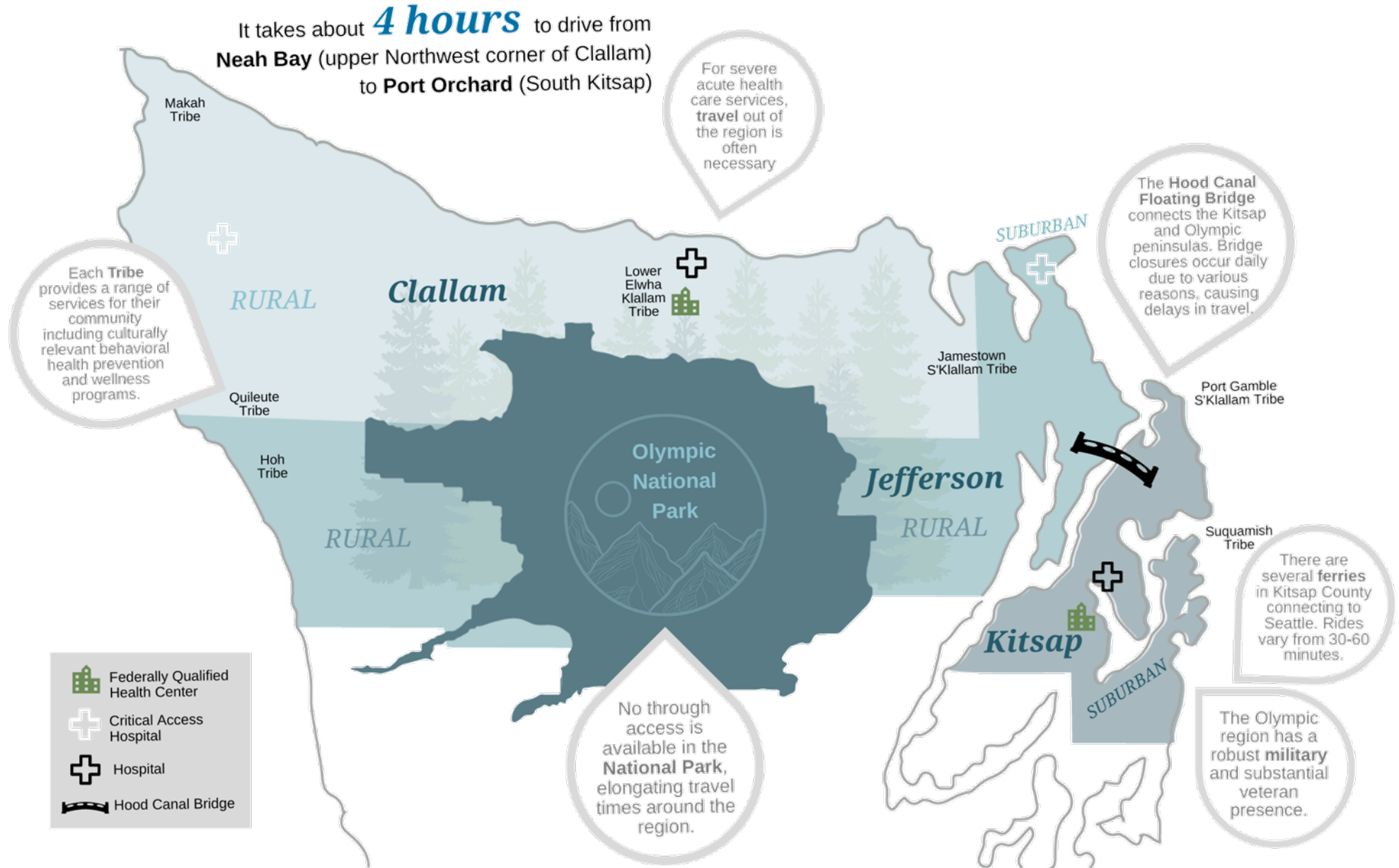
PURPOSE

Tackling health issues that no single sector or Tribe can tackle alone

MISSION

To solve health problems through collaborative action

The Olympic Region





GOAL

Improve individual and population health and advance **equity** by addressing the **determinants of health**



Together, recovery
is possible



Access to full
spectrum of care



Individual needs are
met timely, easily, and
compassionately



Long-term,
affordable, quality
housing

What is the “connecting to data” tool?



In 2021, the OCH Board of Directors adopted a 2022-2026 strategic plan that outlined four key focus areas. These focus areas guide how OCH allocates time, funding, and other resources.

In 2022, four action collaboratives came together to create action plans that bring the four focus areas to life with clear regional actions, measures of success, and populations of emphasis.

This tool provides a summary of all action plan indicators* including key takeaways and why the measure is important to regional health and well-being.

*OCH will coordinate with regional partners to implement focus groups and surveys with community members to identify progress and barriers for the focus area “Individual needs are met timely, easily, and compassionately”. Metrics for this focus area are not included in the “connecting to data” tool.

The network of OCH partners are the backbone for the success in OCHs mission and vision, so OCH will monitor measures associated with the strength of the network.

How to use this tool

Data sharing & transparency is a key strategy for OCH.


OCH can serve as a hub for regional data and analytics. OCH collaborates with partners to create shared measures of success. OCH shares successes and challenges through effective and efficient data products.

Partners can use this tool in whatever way is valuable to them:

- Use the info to inform the direction of collaborative projects
- Embed these data into grant applications
- Explore the indicators to better understand local health needs
- And so many more uses!

The background features a stylized landscape with dark green mountains at the top and bottom, and a central blue area representing water or a valley. The text is centered in the blue area.

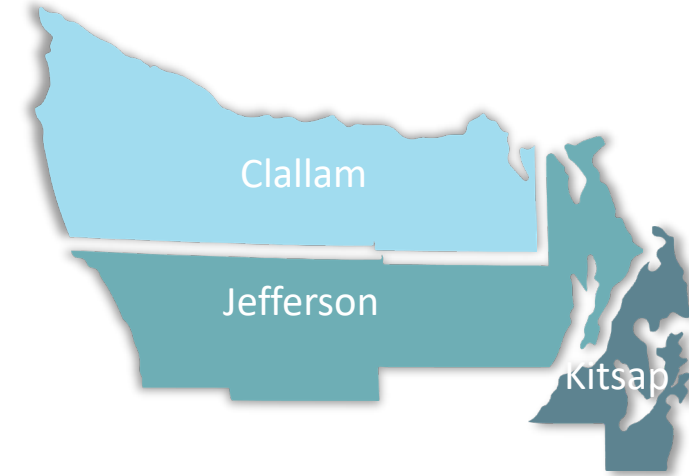
The Olympic Region
Demographics




Regional Demographics: Population

Data point	Clallam County	Jefferson County	Kitsap County	Olympic Region	WA State
Population (est. July 1 2021)	78,209	33,605	274,314	386,128	7,738,692
Female persons	50.40%	50.90%	48.70%	50.00%	49.60%
2020 Median Age	50.9	59	39.2	49.7	37.8
Persons 65 years and over	31.00%	39.20%	19.10%	29.77%	16.20%

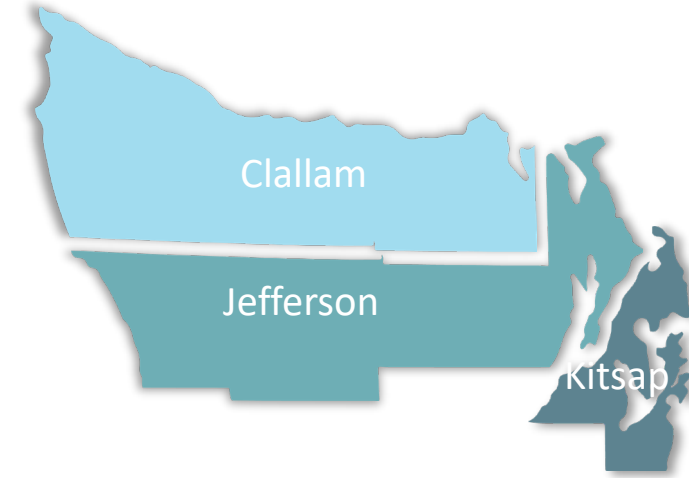
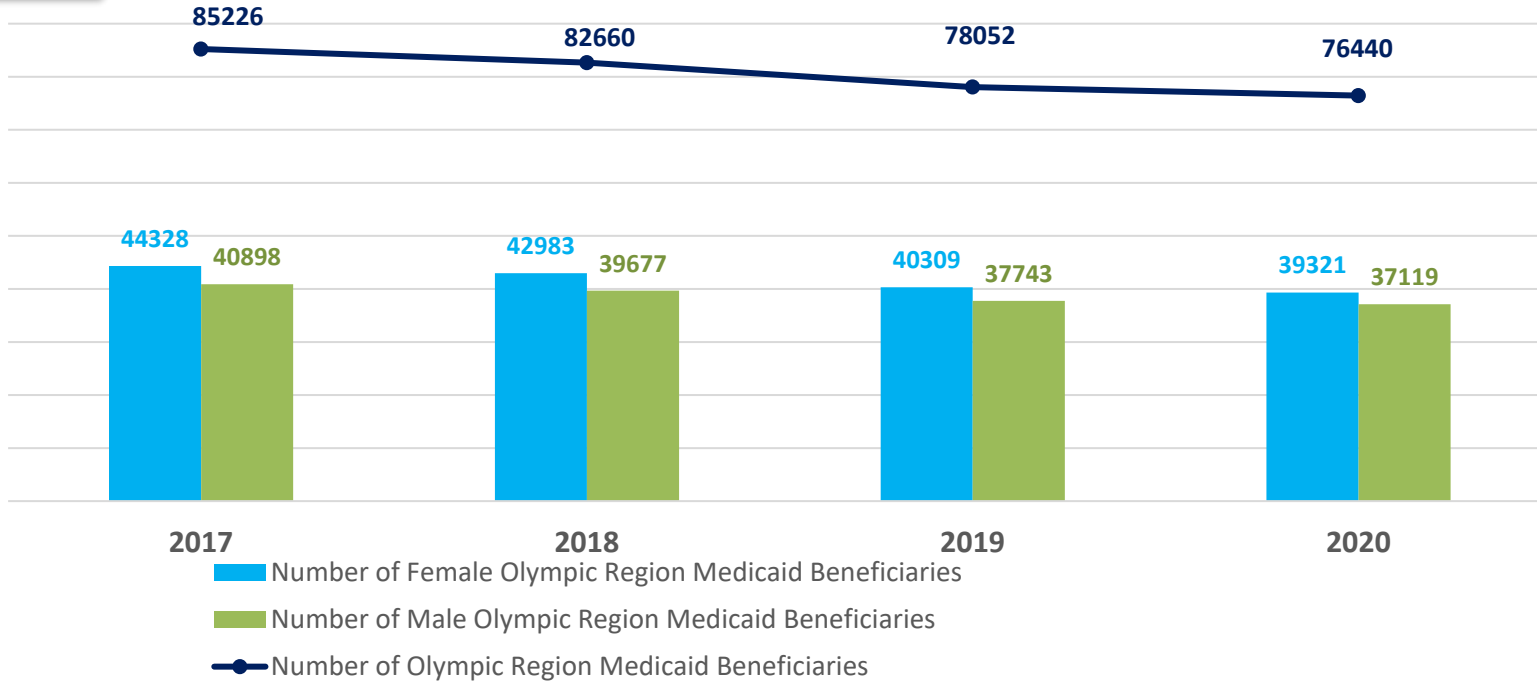
Source US Census Bureau



The Olympic region has almost double the percentage of persons 65 years and over when compared to WA.




Regional Demographics: Medicaid Beneficiaries



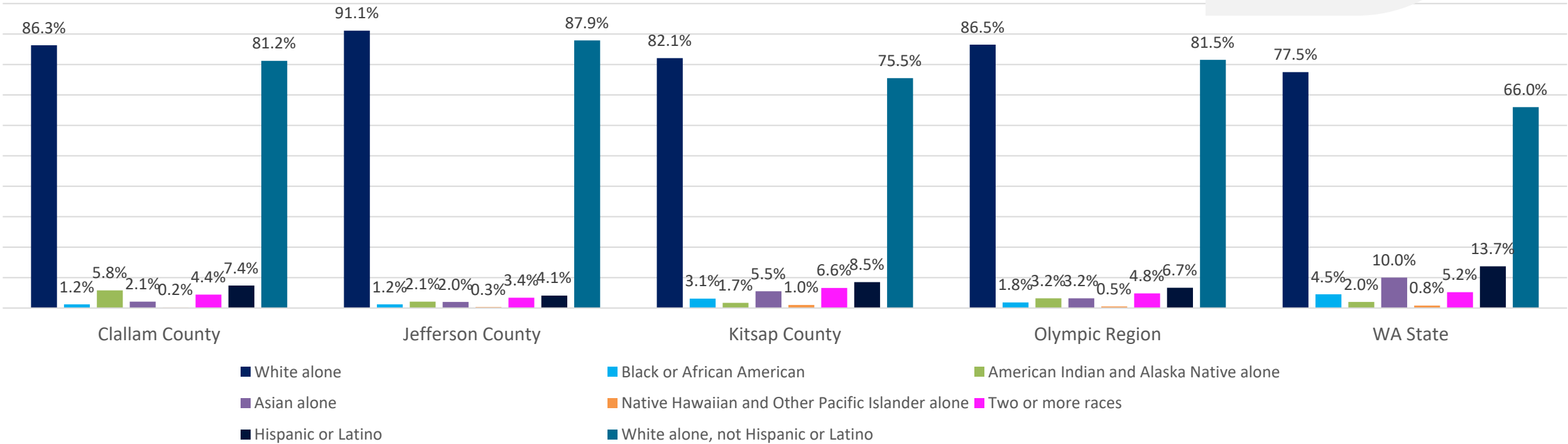
Number of 2020 Medicaid beneficiaries by county
 Clallam: 19,717
 Jefferson: 7,102
 Kitsap: 49,621

Data point	2017	2018	2019	2020
Adults 18-44 - Region	35500	33945	30009	29493
Adults 45-64 - Region	17008	16238	15562	15674
Adults 65+ - Region	148	165	164	151
Children 0-17 - Region	32570	32312	32317	31122

Source [Source: Washington State Medicaid Explorer](https://www.wa.gov/health/medicaid-explorer)



Regional Demographics: Race and Hispanic Origin




Clarification:

White alone; includes Hispanic or Latino
Black or African American alone; includes Hispanic or Latino
Asian alone; includes Hispanic or Latino
American Indian and Alaska Native alone; includes Hispanic or Latino
Native Hawaiian or Other Pacific Islander alone; includes Hispanic or Latino
Two or more races; includes Hispanic or Latino
Hispanic or Latino; regardless of race
White alone, Not Hispanic or Latino.

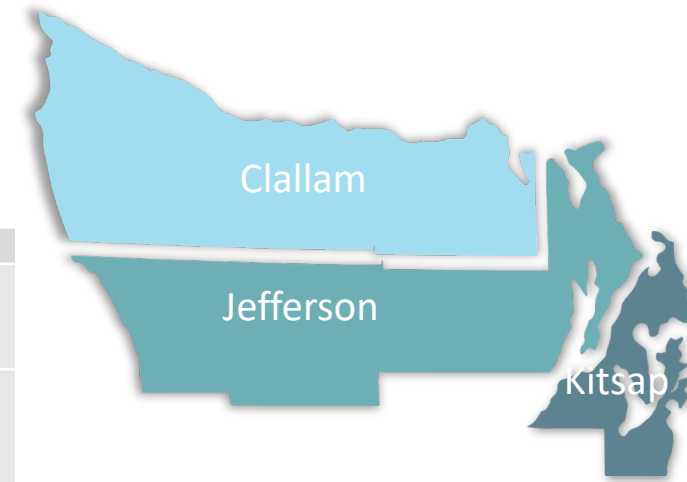
NOTE: regarding possible over count -- individuals who indicated being Hispanic or Latino might be counted twice if they also indicated a race.







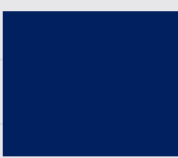




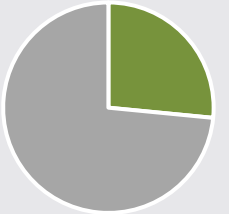

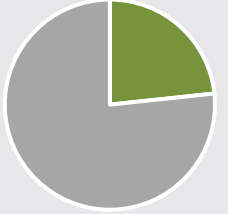

Source US Census Bureau

Icon image source: flaticon.com



Regional Demographics: Housing, income, and insurance



Data point	Clallam County	Jefferson County	Kitsap County	Olympic Region	WA State
2019 Median Household Income (Source: Data USA)	<u>\$55,090</u>	<u>\$57,693</u>	<u>\$78,969</u>	\$63,917	<u>\$77,006</u>
<u>Average household size</u> (Source: US Census Bureau)	 2.27	 2.06	 2.46	 2.26	 2.53
<u>Median gross rent</u> (Source: US Census Bureau)	\$971	\$962	\$1,349	\$1,094	\$1,337
Unemployment rate (Source: Data Commons)	<u>4.80%</u> 	<u>4.50%</u> 	<u>3.70%</u> 	4.33% 	<u>3.70%</u> 
Medicaid eligible clients (Source: Health Care Authority)	 <u>32.28%</u>	 <u>26.54%</u>	 <u>23.32%</u>	 <u>25.41%</u>	 <u>29.18%</u>

The Olympic region has a higher rate of unemployment compared to WA.


FOCUS AREAS



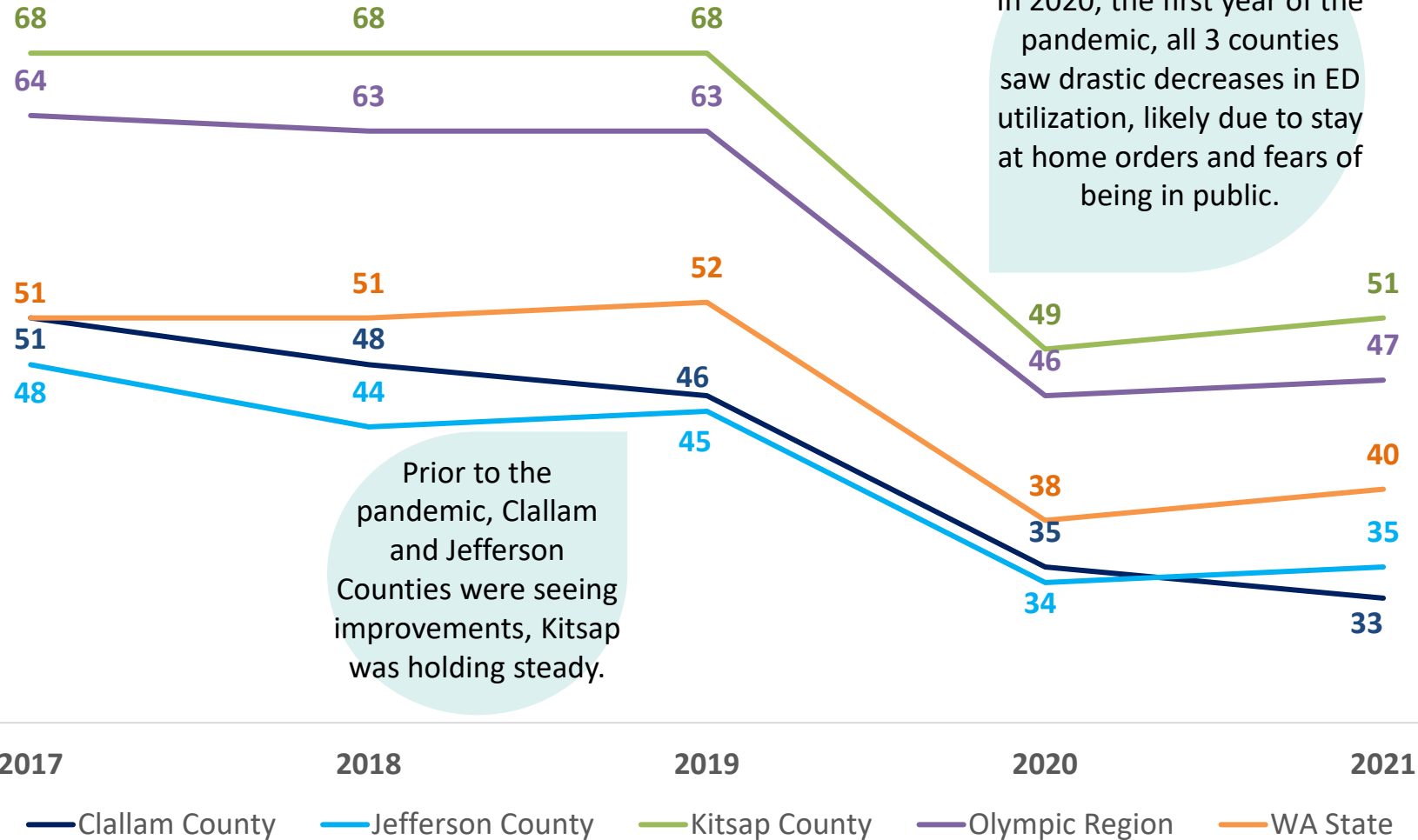


Emergency department indicators


Relate to all four OCH focus areas



Emergency Department (ED) Visits by Medicaid Beneficiaries for All Reasons



Source	Health Care Authority
Population Measured	Medicaid Beneficiaries
Definition	The rate of community members enrolled in Medicaid with visits to an emergency department, including visits related to mental health and substance use disorder.
Key Code	A lower rate is better
Measure	Rate is calculated per 1,000 Medicaid Member Month
OCH Focus Area	All Focus Areas



Emergency Department (ED) Visits by Medicaid Beneficiaries for All Reasons

Importance

Use of the emergency department (ED) is a high-intensity service and is often costly. Some use of this service is avoidable and may indicate poor care management, inadequate access to care, or poor patient choices.

Olympic region efforts/successes



Poulsbo Fire CARES Team

When a person in distress calls 911 and is experiencing a behavioral health crisis, first responders in the field can make referrals to the CARES team – a crisis intervention-trained firefighter, a social worker, and a substance use disorder professional – to respond in the moment or through follow-up care.



East Jefferson Fire Rescue health response program in progress

A new East Jefferson Fire Rescue mobile health response program that began in early 2023 already has made a positive impact by connecting Jefferson County residents with the medical, behavioral, and social services they needed.

Forks Community Hospital


“We started contacting our emergency department patients. Each morning we run a report on who visited the ED the night before, review each chart, and prioritize each case. Patients requiring immediate follow-up care are contacted first, and we attempt to reach all patients within seven days of discharge,”
– Case Manager at Forks Community Hospital



Port Angeles Community Paramedicine Program

In its first six months, the Community Paramedicine program saw a 50% decrease in 911 calls and transports to the Emergency Department after initial patient contact with the Community Paramedic.






Indicators from OCH's

*Access to the full
spectrum of care*

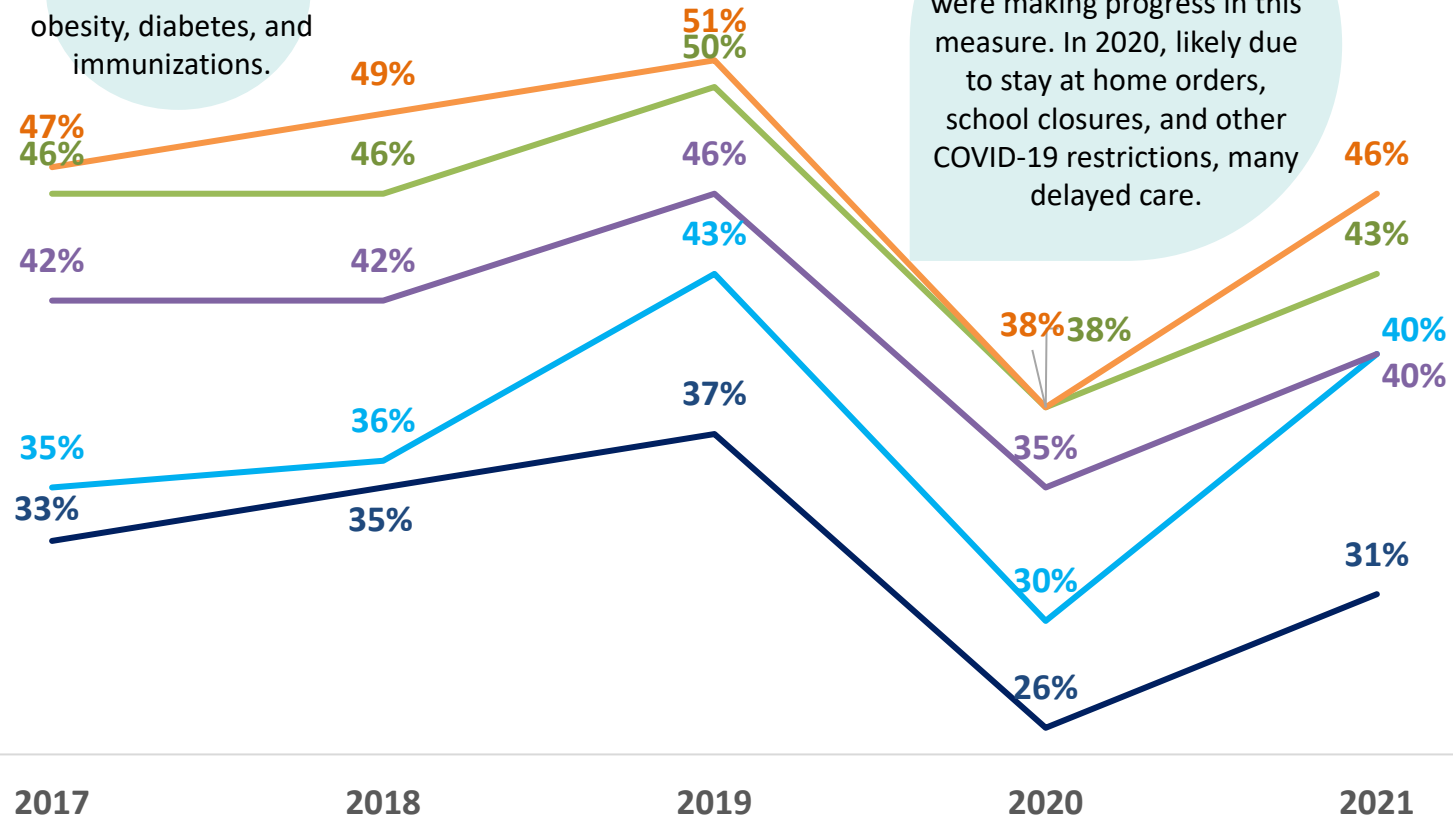
action plan



Child & Adolescents in the Olympic Region who had at Least One Well-Care Visit


Well-child visits are a key preventative measure for childhood illnesses such as obesity, diabetes, and immunizations.

Prior to the pandemic, all 3 Olympic region counties were making progress in this measure. In 2020, likely due to stay at home orders, school closures, and other COVID-19 restrictions, many delayed care.



— Clallam County — Jefferson County — Kitsap County — Olympic Region — WA State

Source	Health Care Authority
Population Measured	Medicaid Beneficiaries ages 3-21
Definition	The percentage of community members enrolled in Medicaid, ages 3 - 21, who had at least one well-care visit during the measurement year.
Key Code	A higher percentage is better
Measure	Percentage
OCH Focus Area	Access to the full spectrum of care



Child & Adolescents in the Olympic Region who had at Least One Well-Care Visit

Importance

Well-care visits are essential to ensure children and adolescents receive required vaccinations to attend school, go to daycare, and participate in sports. These visits are also an opportunity for parents to ask questions about child development and well-being. Delaying these visits can put children at risk.

Olympic region efforts/successes

Youth flu shots

Every fall, Kitsap Children's Clinic holds a large flu clinic for their patients. Community members look forward to this event as Kitsap Children's Clinic provides a convenient and friendly opportunity for youth flu shots.

Peninsula Community Health Services

Peninsula Community Health Services partners with schools to provide physicals, vaccinations, and well-care visits for students.

Peninsula Community Health Services
partnered with Bremerton School District

SPORTS PHYSICALS

Open to all students within
Bremerton School District
All insurances accepted. If uninsured, help is available

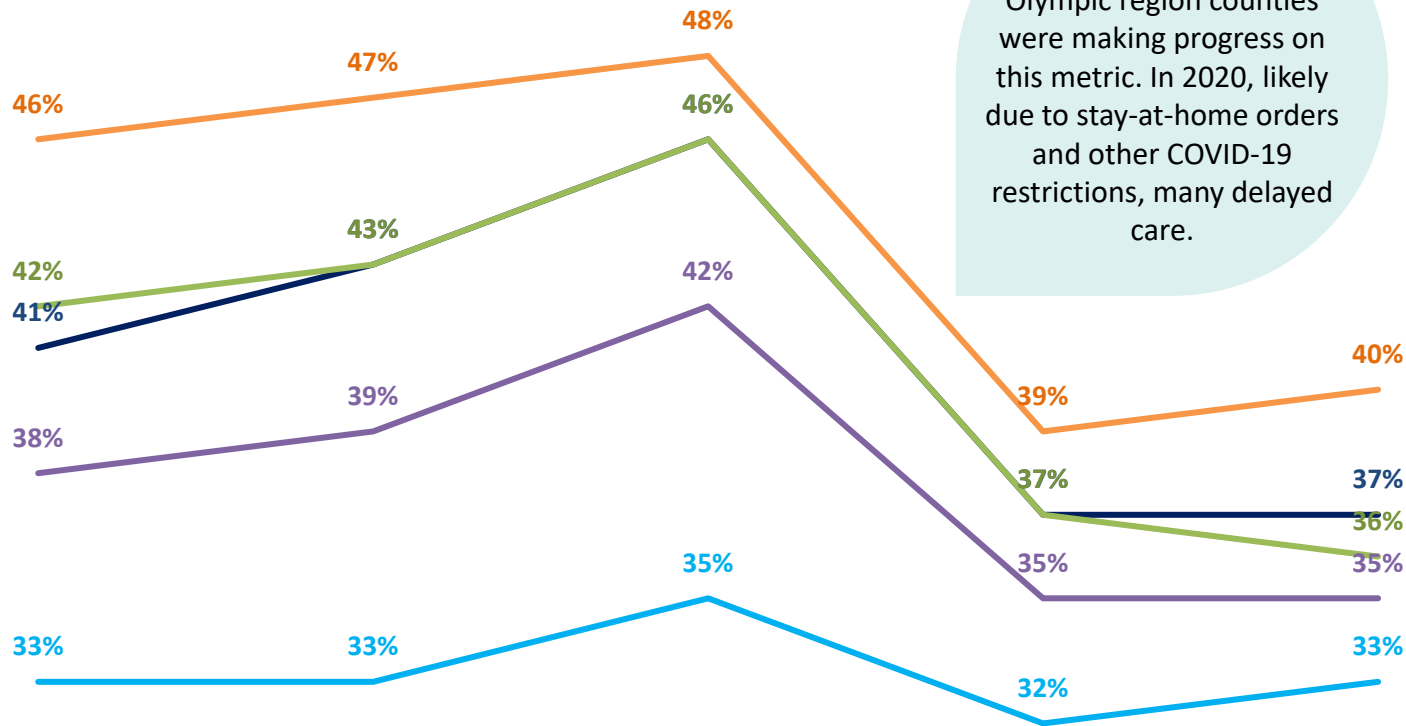
February 27th | 1pm - 4pm
Bremerton High School
1500 13th ST, Room #237
Bremerton, WA 98337

(360) 377-3776 | www.pchsweb.org
mypchs.org | #WeArePCHS





Medicaid Beneficiaries in the Olympic Region who Received Dental Services



Prior to the pandemic, all 3 Olympic region counties were making progress on this metric. In 2020, likely due to stay-at-home orders and other COVID-19 restrictions, many delayed care.

Source	Health Care Authority
Population Measured	Medicaid Beneficiaries
Definition	The percentage of community members enrolled in Medicaid (all ages) who received preventative or restorative dental services in the measurement year.
Key Code	A higher percentage is better
Measure	Percentage
OCH Focus Area	Access to the full spectrum of care

2017 2018 2019 2020 2021
 — Clallam County — Jefferson County — Kitsap County — Olympic Region — WA State

Icon image source: flaticon.com



Medicaid Beneficiaries in the Olympic Region who Received Dental Services

Importance

Regular visits to the dentist are a key opportunity to prevent chronic pain, chronic disease, and cancer.

Olympic region efforts/successes

Stand by Me (Peninsula Community Health Services)

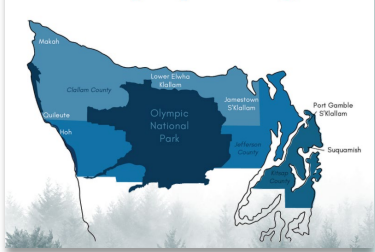
Peninsula Community Health Services (PCHS) strives to eliminate health disparities in the community. This commitment is highlighted by their recent success with the *Stand By Me* project, a care coordination effort in partnership with the Salvation Army. This model aims to remove barriers to health care, allowing many to access essential health services conveniently on-site at the Salvation Army.

Jamestown Healing Clinic

The Jamestown Healing Clinic is all about just that: healing. From its social navigator and medications for opiate use disorder, primary care, dental, and behavioral health services to finer details like its Native American architecture and art, the Clinic provides sustained recovery for those struggling with addiction. The Jamestown Healing Clinic aims to fill a significant gap in the Olympic region.



The Olympic Region



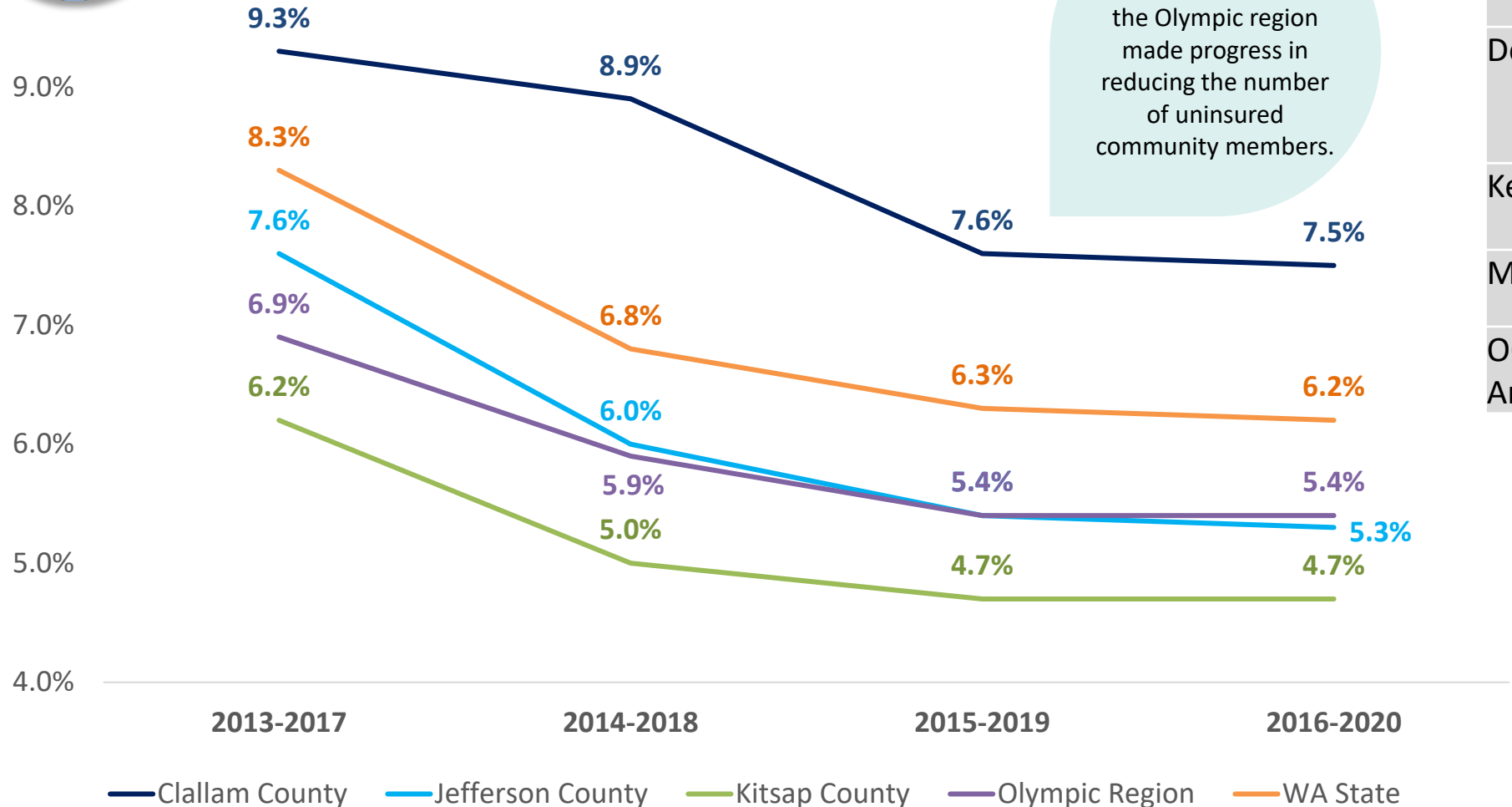
New dental clinics

Since 2018, 3 new dental clinics opened in the Olympic region serving adult Medicaid beneficiaries, drastically increasing access in Clallam and Jefferson counties.



Olympic Region Community Members Without Health Insurance

Between 2013 and 2020, all counties in the Olympic region made progress in reducing the number of uninsured community members.



Source	WA Department of Health
Population Measured	All community members
Definition	Percentage of people who don't have health insurance
Key Code	A lower percentage is better
Measure	Percentage
OCH Focus Area	Access to the full spectrum of care

Icon image source: flaticon.com



Olympic Region Community Members Without Health Insurance

Importance

Health insurance protects people from unexpected, high medical costs. Health insurance covers essential health services important for optimal health and disease prevention.

Olympic region efforts/successes

Apple Health (Medicaid) and the public health emergency

During the COVID-19 public health emergency (PHE), the Health Care Authority (HCA) extended coverage for all Apple Health (Medicaid) clients. This extension ends in early 2023, so many community members will need to find new health insurance.

State grant to fund navigator for Jefferson County Sheriff's Office

The Board of Jefferson County Commissioners approved the acceptance of a grant to fund a mental health navigator position within the county Sheriff's Office.

Jamestown S'Klallam & Sequim partnership

The City of Sequim partnered with Peninsula Behavioral health to hire clinical social services navigator for the Jamestown Healing Clinic to connect Healing Clinic clients to needed community services.

Kitsap Immigration Assistance Center

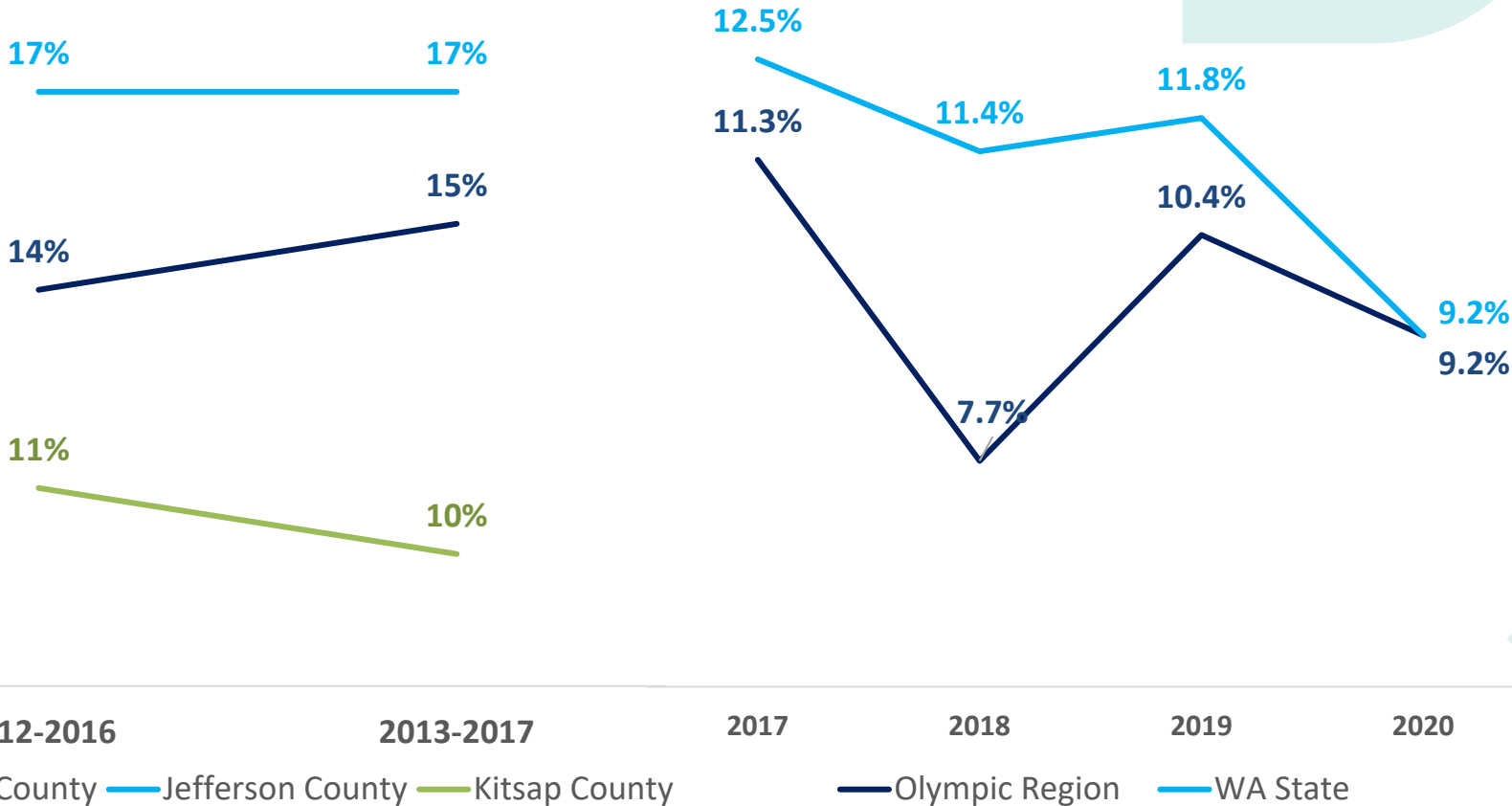
Kitsap Immigrant Assistance Center (KIAC) is the only organization providing immigrant-centric family, immigration legal, and tax and business services in the West Salish/Puget Sound Region. KIAC offers a free medical clinic as well as low-cost dental services through a partnership with Peninsula Community Health Services.





Olympic Region Community Members with Unmet Healthcare Needs Due to Cost

At the state level, Washington has made good improvements on this measure since 2017.



Source	Department of Health
Population Measured	WA Adults
Definition	The percentage of individuals with unmet healthcare needs due to cost.
Key Code	A lower percentage is better
Measure	Percentage, aggregated data over 5 years for counties due to small numbers
OCH Focus Area	Access to the full spectrum of care

We don't yet have data on how the COVID-19 pandemic influenced this indicator, but we do know that many people delayed care in general due to stay-at-home orders and other pandemic precautions.



Olympic Region Community Members with Unmet Healthcare Needs Due to Cost

Importance

When community members delay care, there is an increased risk for disease or death.

Olympic region efforts/successes



Bainbridge Youth Services

Bainbridge Youth Services offers free and confidential professional mental health counseling and facilitates a thriving peer tutoring program.

Free clinic moves to community center

Every Tuesday evening, JC MASH opens the doors of the Port Townsend Community Center, 620 Tyler St., to patients without appointments and, in many cases, without the funds to pay for a doctor.



Photo source: [Peninsula Daily News](https://www.peninsuladailynews.com)

North Olympic Healthcare Network (NOHN) mobile clinic

The mobile clinic is a partnership between the North Olympic Healthcare Network (NOHN) and the Port Angeles School District to bring medical and behavioral healthcare to all five of the district's elementary schools, Stevens Middle School and Port Angeles High School on a regular, often weekly, basis.



Icon image source: flaticon.com

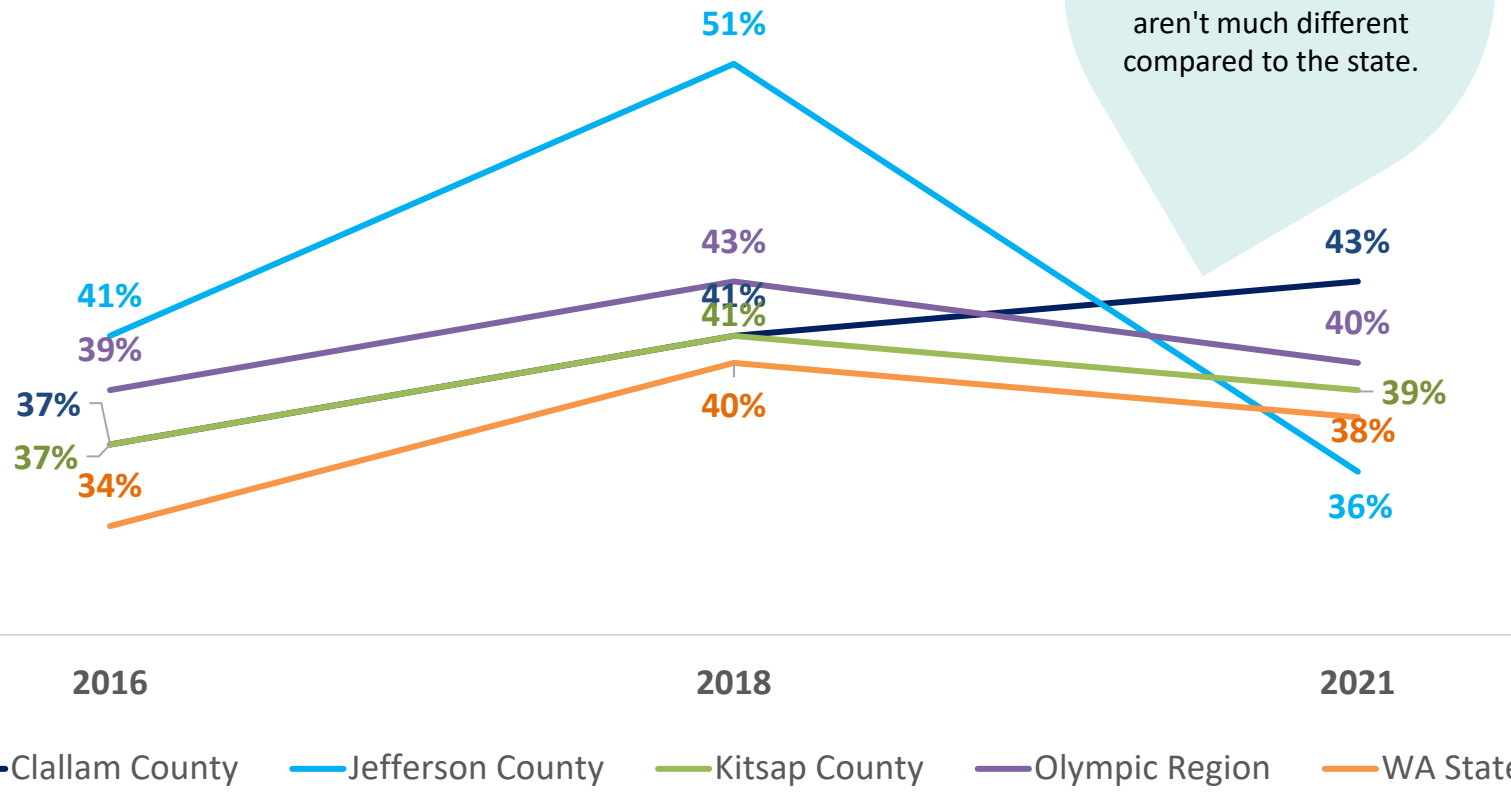
Free medical, dental, and behavioral health clinics

Olympic Peninsula Community Clinic is a free clinic, primarily serving low-income and homeless patients living in Clallam and Jefferson counties.





Adolescent Depression



The Olympic region has largely held steady on this measure over time and rates aren't much different compared to the state.

Source	Department of Health - Healthy Youth Survey
Population Measured	Youth in 10th Grade
Definition	Percent of students who report feeling sad or hopeless for at least two weeks in the past year
Key Code	A lower percentage is better
Measure	Percentage
OCH Focus Area	Access to the full spectrum of care



Adolescent Depression

Importance

Adolescence is a unique and formative time. Adolescents with mental health conditions are particularly vulnerable to social exclusion, discrimination, stigma, troubles at school, and risk-taking behaviors.

Olympic region efforts/successes



Bainbridge Youth Services

Bainbridge Youth Services offers free and confidential professional mental health counseling and facilitates a thriving peer tutoring program.

Integrated pediatric care

Kitsap Children's Clinic is creatively expanding services to meet the full spectrum of children's health needs by integrating behavioral health care. Contracting with Catholic Community Services has allowed patients of the clinic to access timely and convenient behavioral health care.



Behavioral health partnership with school district

North Olympic Healthcare Network's (NOHN) behavioral health team has providers representing the fields of psychology, social work, counseling, and care coordination. NOHN offers counseling services to the Port Angeles School District (PASD).

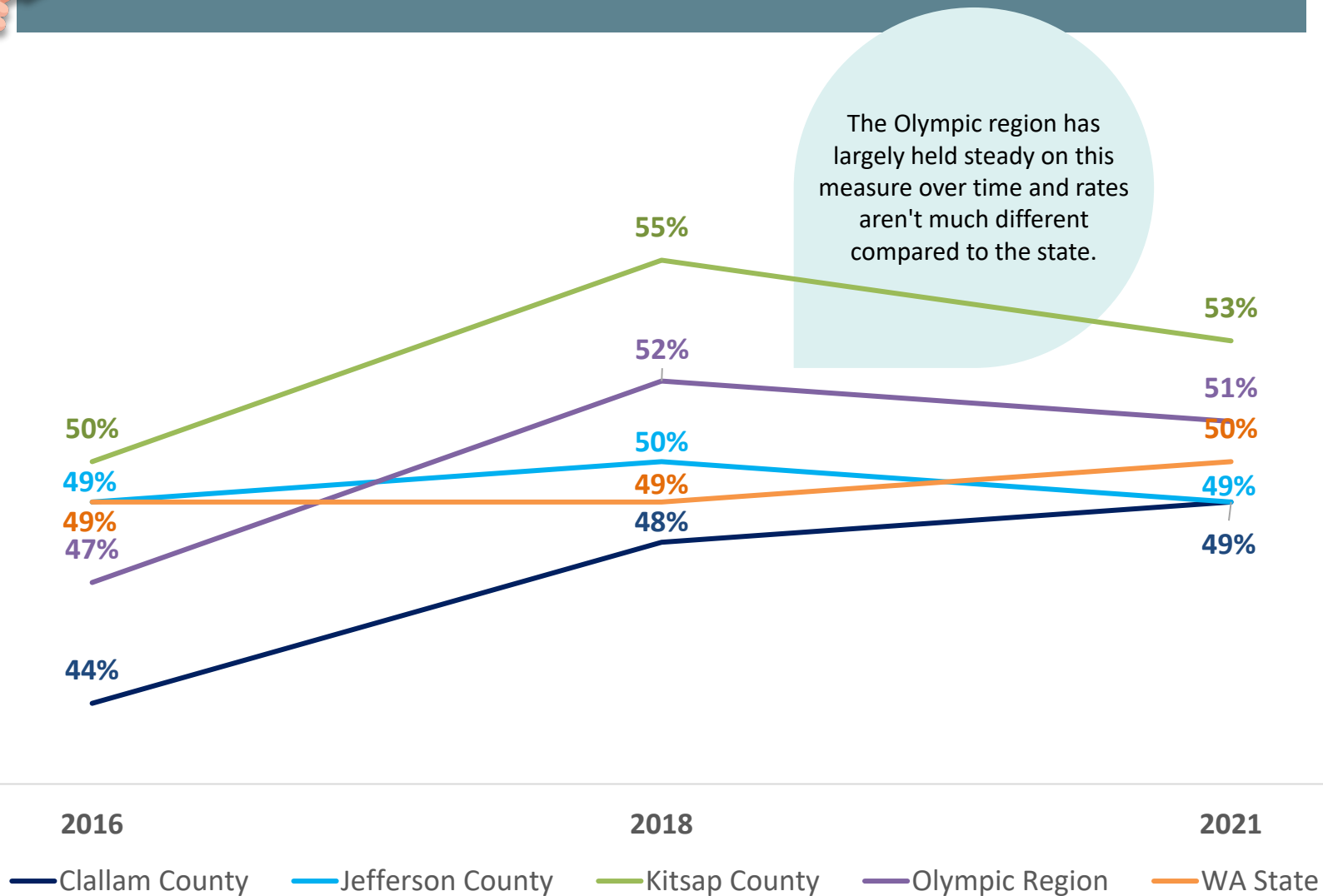
Student Poster Contest: Plant Hope, Grow Resilience

OCH hosted a poster contest to encourage hope and resilience during COVID-19. Students grades K-12 across the Olympic region were encouraged to submit poster designs inspired by the theme "Plant Hope, Grow Resilience". The poster contest is a part of a broader campaign aimed to provide messages and resources related to individual, family, and workforce resilience.





Adolescents With a Trusted Adult in their Life



Source	Department of Health - Healthy Youth Survey
Population Measured	Youth in 10th Grade
Definition	Percent of students who report they have an adult to turn to when they feel sad or hopeless
Key Code	A higher percentage is better
Measure	Percentage
OCH Focus Area	Access to the full spectrum of care



Adolescents With a Trusted Adult in their Life

Importance

Youth with a trusted adult in their life are more likely to engage in healthy decision-making, and those without a trusted adult are at greater risk.

Olympic region efforts/successes

Pfeiffer House

OWL360 is dedicated to maximizing the strengths of youth and young adults in Jefferson County. The first step the organization took to do this was to establish a place for young adults to find community in a sustainable living environment: Pfeiffer House.



Clallam Resilience Project

The Clallam Resilience Project is a consortium of over 50 organizations working together to foster resiliency for our residents, organizations, community, and systems. Using scientific research, the Project provides opportunities to connect, learn, and educate on how and why to apply trauma sensitive care.



Bainbridge Youth Services

Bainbridge Youth Services offers free and confidential professional mental health counseling and facilitates a thriving peer tutoring program.



Teen leadership programs

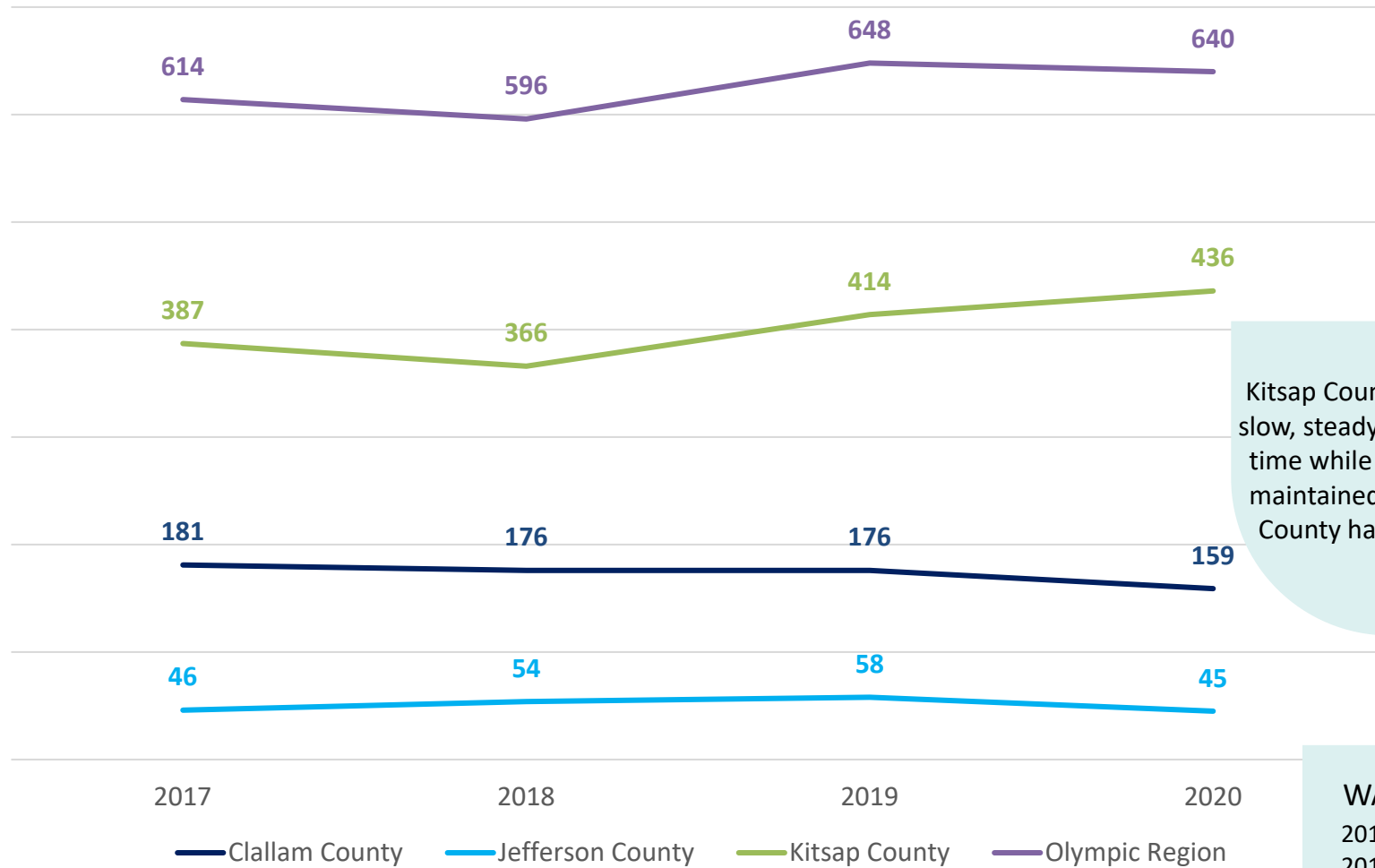
The YMCA of Pierce and Kitsap Counties offers a variety of teen leadership programs that provide safe places for youth to grow and thrive. Programs include youth government, youth leadership development, and more.



Image Source: [YMCA](#)



Number of Physicians Practicing



Kitsap County has seen a slow, steady increase over time while Jefferson has maintained, and Clallam County has decreased.

WA State
 2017: **18,741**
 2018: **19,519**
 2019: **19,657**
 2020: **20,563**

Source	<u>WA Office of Financial Management</u>
Population Measured	N/A
Definition	The estimated number of physicians practicing in Washington counties
Key Code	A higher number is better
Measure	# practicing physicians. DOH collects data from the network access report, the national provider identifier registry, and from the provider license database.
OCH Focus Area	Access to the full spectrum of care




Number of Physicians Practicing

Importance

Adequate access to care includes having access to needed services and the ability to access care timely and easily. When there are enough physicians in a community, access to care is better.

Olympic region efforts/successes



Strengthening the health-serving workforce

During COVID-19, OCH heard from diverse health partners about the challenges around retaining and sustaining a talented workforce. Through a report published in 2022, OCH sought to learn how those in the health field are innovating to recruit, engage, develop, and retain employees. A strong workforce is key to the mission of OCH and that of local partners.

“Grow Your Own” program

Across Washington state, and specifically the Olympic region, health-serving workforce shortages pose critical barriers to providing quality and timely services for communities. Forks Community Hospital combats this challenge with its innovative Grow Your Own program, an employee centered and community-driven approach to building workforce capacity.



Temporary housing support for new hires, Jamestown Family Health Clinic

Historically, the Jamestown S’Klallam Tribe has provided up to three months of housing financial support for new hires, to provide them with a buffer to find adequate housing. Jamestown Family Health Clinic also owns a couple of rental homes to support new hires who are moving to the region and struggling to find housing. These approaches help recruit and maintain quality workforce.

Nursing residency, Jefferson Healthcare

To address the challenge of recruiting nurses, Jefferson Healthcare developed and implemented a nursing residency program for their Acute Care Unit, Intensive Care Unit, Emergency Department, Home Health, and Family Birth areas. They were extraordinarily successful in recruiting and hired nine new nurses through this approach.





Indicators from OCH's

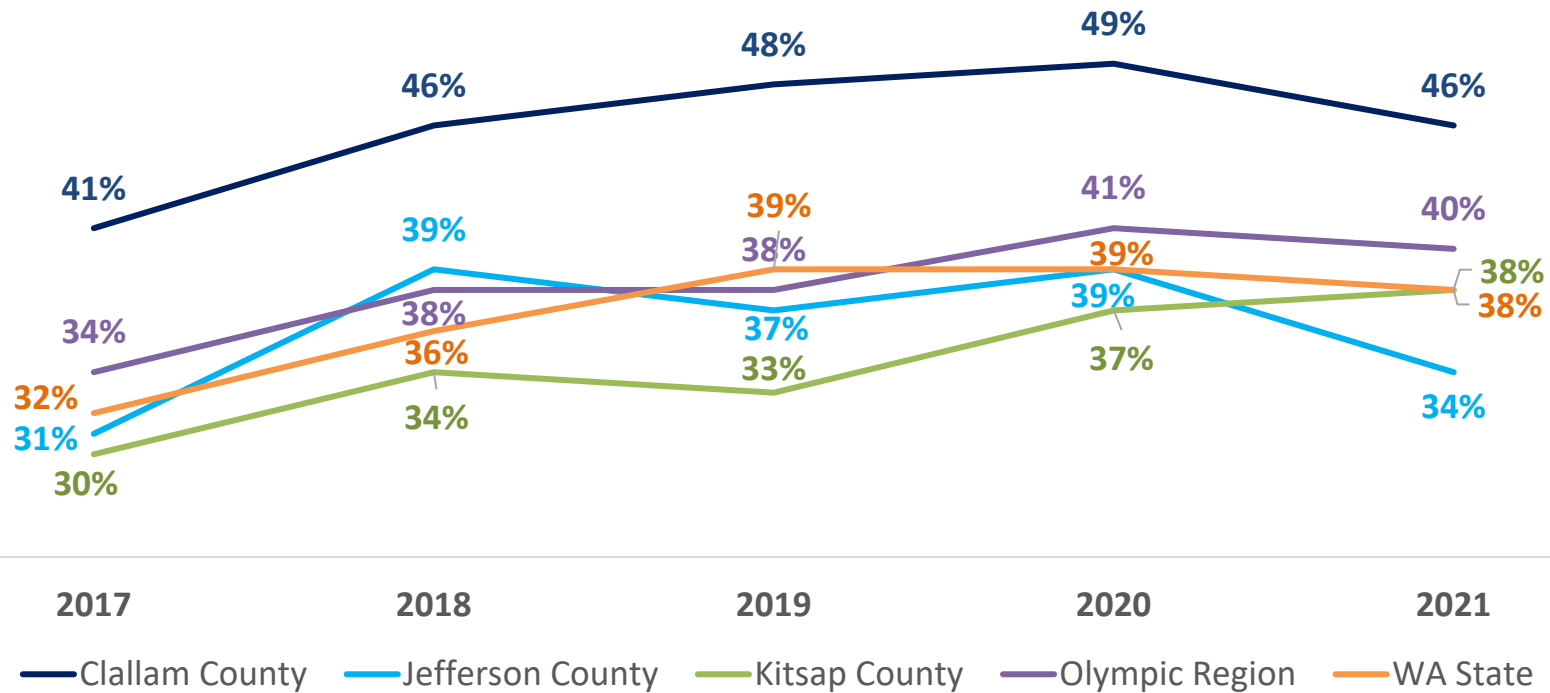
*Together, recovery
is possible*

action plan



Medicaid Beneficiaries with a Substance Use Disorder who Receive Treatment

Leading up to the pandemic, the Olympic region was slowly making progress on this metric and this progress continued through the first year of the pandemic in 2020.



Source	Health Care Authority
Population Measured	Medicaid Beneficiaries
Definition	The percentage of community members enrolled in Medicaid, 12 years of age and older, with a substance use disorder treatment need identified within the past two years, who received at least one qualifying substance use disorder treatment during the measurement year.
Key Code	A higher percentage is better
Measure	Rate is calculated as a percentage
OCH Focus Area	Together, recovery is possible



Medicaid Beneficiaries with a Substance Use Disorder who Receive Treatment

Importance

Accessing treatment for a substance use disorder (SUD) is an evidence-based strategy toward recovery. This indicator is a proxy for access and availability for treatment and an indicator of readiness by the patient.

Olympic region efforts/successes

Coffee Break Video: Taking action to address substance use disorder stigma

Olympic Community of Health presents the Coffee Break Video Series, addressing local health issues through community conversations and shared cups of coffee. Join Brian Burwell and Anya Callahan as they discuss the presence of stigma of substance use disorder in the Olympic region.



Jamestown Healing Clinic

The Jamestown Healing Clinic is all about just that: healing. From its social navigator and medications for opiate use disorder, primary care, dental, and behavioral health services to finer details like its Native American architecture and art, the Clinic provides sustained recovery for those struggling with addiction.



Mobile Clinic

Believe in Recovery's mobile clinic is fully operational and serves South Jefferson County M-Th each week. Believe in Recovery has secured funds to sustain the mobile unit through 2024. They shared that they are most excited about, "bringing the services to where they are needed most in our community!"



On-site substance use disorder professional

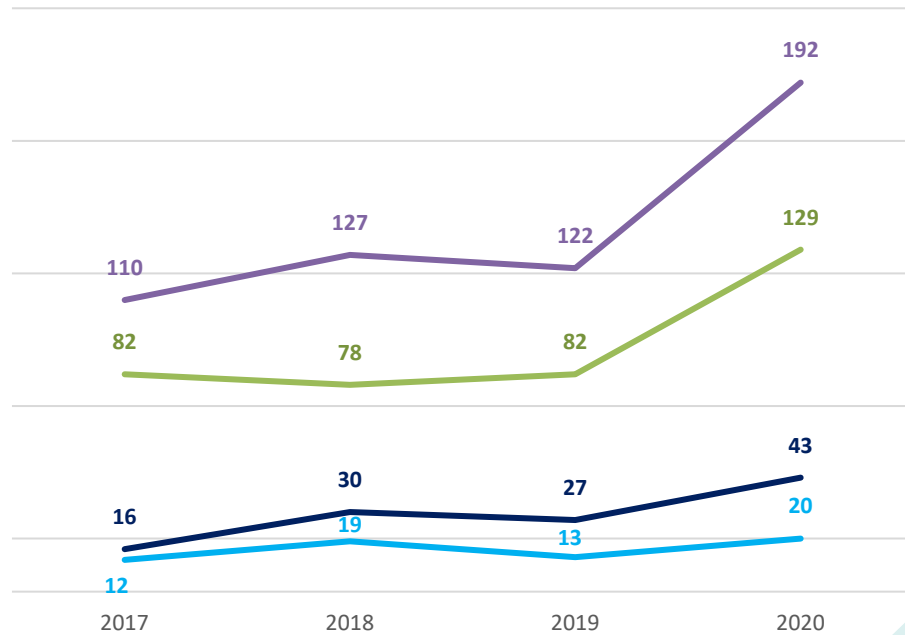
Clallam Health and Human Services Harm Reduction Health Center partnered with REDisCOVERY to host a substance use disorder professional (SUD-P) onsite. During the initial project phase, three individuals were referred to treatment. Additionally, one program participant sought support to re-engage in treatment following relapse, indicating participants recognize they are supported wherever they are in their substance use journey.



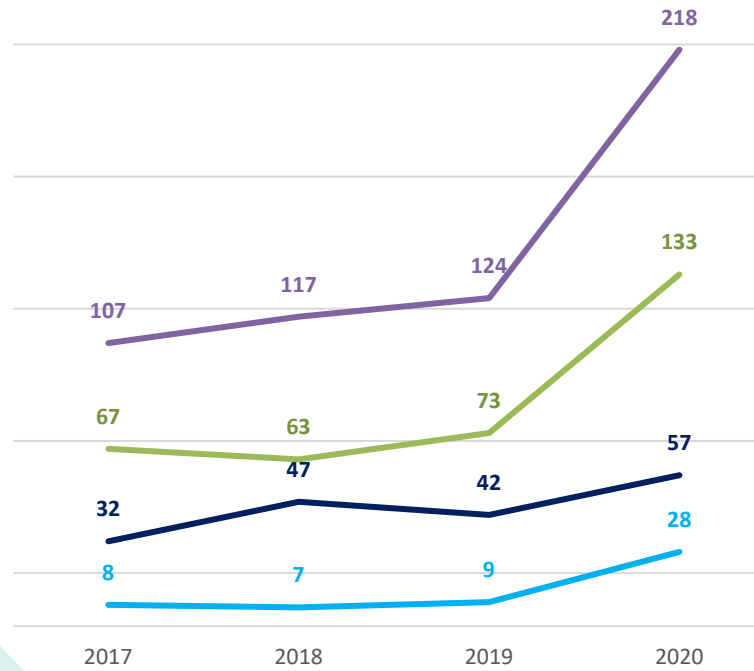


Inpatient Admissions among Medicaid Beneficiaries for Reasons Related to Substance and/or Alcohol Use

Alcohol-related disorders



Substance-related disorders



— Clallam County — Jefferson County
— Kitsap County — Olympic Region

WA State:

Year	Alcohol-related disorders	Substance-related disorders
2017	2,729	1,916
2018	3,020	2,386
2019	4,378	4,134
2020	5,047	4,746

— Clallam County
— Jefferson County
— Kitsap County

Source	Health Care Authority
Population Measured	Medicaid Beneficiaries
Definition	The number of admissions to inpatient facilities by community members enrolled in Medicaid for reasons related to substance (substances that don't include alcohol) & alcohol use.
Key Code	A lower number is better
Measure	Individual admission numbers
OCH Focus Area	Together, recovery is possible



Inpatient Admissions among Medicaid Beneficiaries for Reasons Related to Substance and/or Alcohol Use

Importance

Preventing substance use disorders before they happen is ideal for healthy people and provides the least cost burden on the health care system. Access to quality outpatient treatment is ideal for people with substance use disorders. Inpatient treatment is costly and an indicator of inadequate access to care and stigma. Inpatient care is also a high burden for the client and their family.

Olympic region efforts/successes



Image Source: [West Sound Treatment Center](#)

Recovery, Empowerment, Advocacy, Linkage (REAL) Programs (West Sound Treatment Center)

The goal of the REAL Team is to engage members of the community who are at risk for encounters with law enforcement and first responders. Team members make connections, provide an initial assessment to determine needs, link individuals with services, and continue to empower and advocate for them as they work toward recovery.

Believe in Recovery

The clinic hosts a fully operational and serves South Jefferson County. The mobile clinic allows Believe in Recovery to reach the outlying communities of Quilcene and Brinnon and provide services to clients who may not otherwise be able to engage. They park the clinic at the local fire departments in both towns four days a week, half a day in each location.



Image Source: [Peninsula Community Health Services](#)

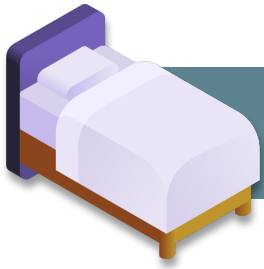
Mobile dental services

Kitsap Recovery Center partners with Peninsula Community Health Services to provide mobile dental services to clients. Dental pain is a common reason for substance use.

On-site substance use disorder professional

Clallam Health and Human Services Harm Reduction Health Center partnered with REdisCOVERY to host a substance use disorder professional (SUD-P) onsite. During the initial phase of the project, three individuals were referred to treatment. Additionally, one program participant sought support to re-engage in treatment following relapse, indicating participants recognize they are supported wherever they are in their substance use journey.






Number of Beds in the Olympic Region for Withdrawal Management (Detox)

Clients and families must travel out of county to access this step toward recovery.

In 2020, both Kitsap and Clallam County saw a reduction in this service, leaving both Clallam and Jefferson county with zero beds.

0



Clallam

0



Jefferson

Kitsap

9

Prior to 2020, the Olympic region had 32 beds for withdrawal management or "detox" for people with substance use disorders.

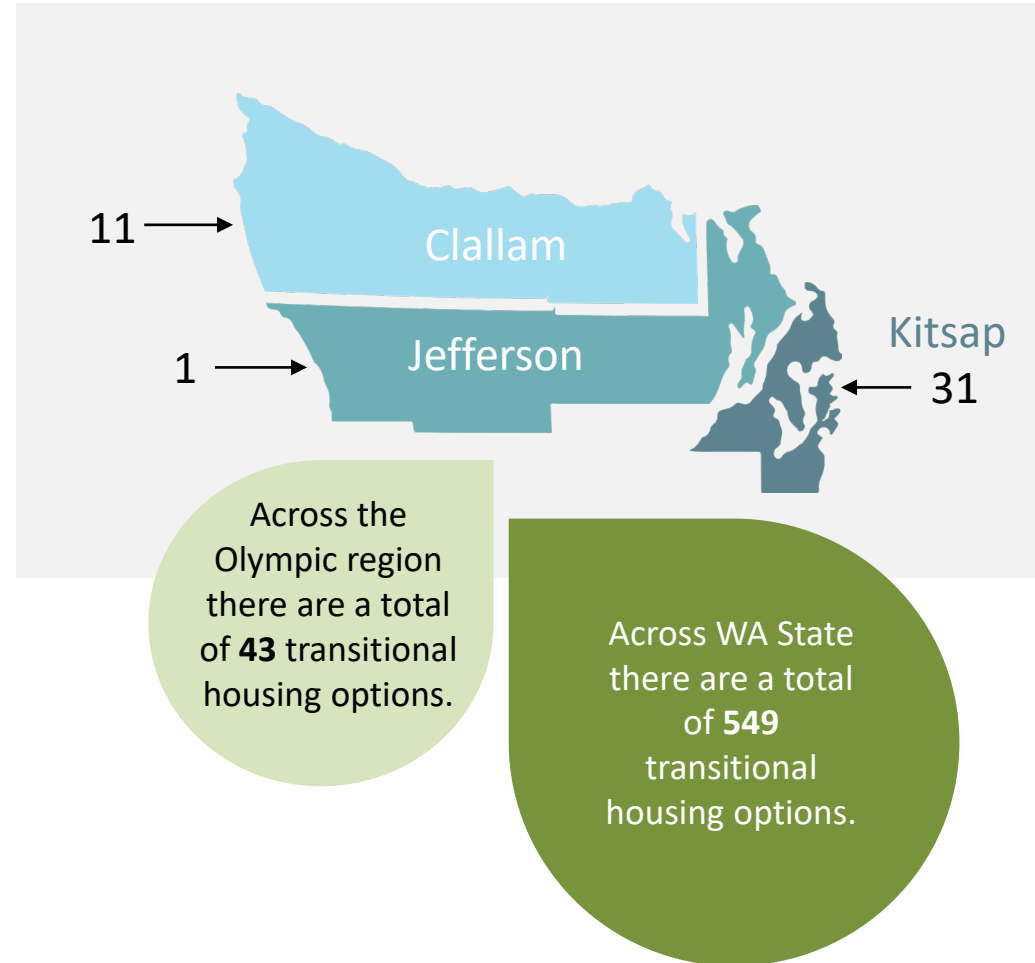
Source	WA Recovery Helpline
Population Measured	N/A
Definition	The number of residential withdrawal management beds (short-term inpatient) for client experiencing mild-to-moderate withdrawal symptoms
Key Code	A higher number is better
Measure	Number of beds for this service
OCH Focus Area	Together, recovery is possible



Transitional Housing Options in the Olympic Region

There is not an official data source for this measure, so OCH will work with partners to identify any missing options and will track moving forward.

There are more options available in Kitsap County and fewer in the rural areas.



Source	Transitional Housing .org
Population Measured	N/A
Definition	The number of housing options available that assist people with substance use disorders in transitioning from homelessness to permanent housing.
Key Code	A higher number is better
Measure	Number of options
OCH Focus Area	Together, recovery is possible



Transitional Housing Options in the Olympic Region

Importance

Though it takes many forms, transitional housing broadly refers to a supportive community that offers temporary housing for people experiencing homelessness and for people in crisis. It is typically more private and a stop gap until permanent housing can be found. Access to quality and safe housing is a key determinant to health.

Olympic region efforts/successes


Pendleton Place

Kitsap Mental Health Services is a local partner setting a strong example of what it means to be a “recovery hero”. By opening the doors to their newest facility, 72 community members experiencing chronic homelessness and have a diagnosed behavioral health need will be able to call Pendleton Place “home”. Pendleton Place is the first major permanent supportive housing facility in Kitsap County.



Eagles Wings Coordinated Care

Eagles Wings Coordinated Care continued hosting process groups for residents in recovery; fostering their mission, “community serving community”. They continue remodeling a transitional house for people in recovery and anticipate welcoming community members in the home by April 2023.



Tiny homes, big impacts

Olympic Community Action Programs (OlyCAP) is tackling the housing crisis one tiny home at a time. Working alongside the Community Build Project, United Methodist Church, Bayside Housing, and the Jefferson County Commissioners, OlyCAP brought to life a village of twelve colorful tiny homes. The homes were created to provide temporary housing for vulnerable seniors in Jefferson County.




All-View Motel

The All-View Motel transformed from an old-school motor court to supportive housing for people with chronic mental health issues who are experiencing homelessness.



Image Source: [Peninsula Daily News](#)



Perceived Stigma in the Olympic Region Towards People with Substance Use Disorders

Perceived stigma in the Olympic region

23

8

32

Low stigma


High stigma

In this initial survey conducted by OCH, baseline data were gathered to inform OCH program planning to address stigma of substance use disorder.

The Olympic region's score is in the top half of the scale range of 8-32, at 23, indicating greater perceived stigma in the region. Responses did not vary much by county geography.

The scale ranges from 8-32 with higher scores indicating greater perceived stigma

Source	Olympic Community of Health survey
Population Measured	Survey was sent out via email, social media, and at relevant meetings. Not a scientifically valid survey.
Definition	An 8-item self-report measure of community members' perceived stigma towards people with substance use disorders.
Key Code	A lower score is better
Measure	Median perceived stigma score (slide 10 of link)
OCH Focus Area	Together, recovery is possible



Perceived Stigma in the Olympic Region Towards People with Substance Use Disorders

Importance

In nearly all societies, individuals are stigmatized. People have been stigmatized based on various intersecting identifiers, including but not limited to race, religion, culture, and health status. People with physical and mental health conditions, diseases, or disabilities often experience stigma. While some progress has been made to reduce stigma around some health conditions, substance use disorders remain one of the most stigmatized health conditions worldwide. Even though addiction is a complex brain disorder, societies often view it as a personal failing.

Olympic region efforts/successes



Coffee Break Video: Taking action to address substance use disorder stigma

Olympic Community of Health presents the Coffee Break Video Series, addressing local health issues through community conversations and shared cups of coffee. Join Brian Burwell and Anya Callahan as they discuss the presence of stigma of substance use disorder in the Olympic region.

Recovery Hero Blog Series

Meet Stephanie Case, a member of Reflections Counseling Services Group's REAL Team, a mother of three, a recovery hero. Stephanie now works to provide the services and support that she once sought. She has wrestled with a substance addiction for the past 15 years and is a beautiful example that "recovery really is possible." OCH is honored to share the story of amazing recovery heroes like Stephanie.



Becoming a recovery friendly Olympic region

OCH recently compiled regional findings on the presence of SUD stigma into a presentation that was made available to groups across the Olympic region. This project was made possible thanks to the funding support from Cambia Health Solutions, background and data support from Collaborative Consulting, and the insights from our amazing partners.

Trauma-informed care trainings

Olympic Community of Health and Kitsap Strong partnered up to provide a FREE four-part training, "Hope-Centered & Trauma-Informed: Using Science to Improve Outcome", Kitsap Strong led participants through SaintA's 7 Essential Ingredients of Trauma Informed Care, a framework for fostering safety, empathy, and collaboration. These are the fundamental components of true hope-centered relationships.

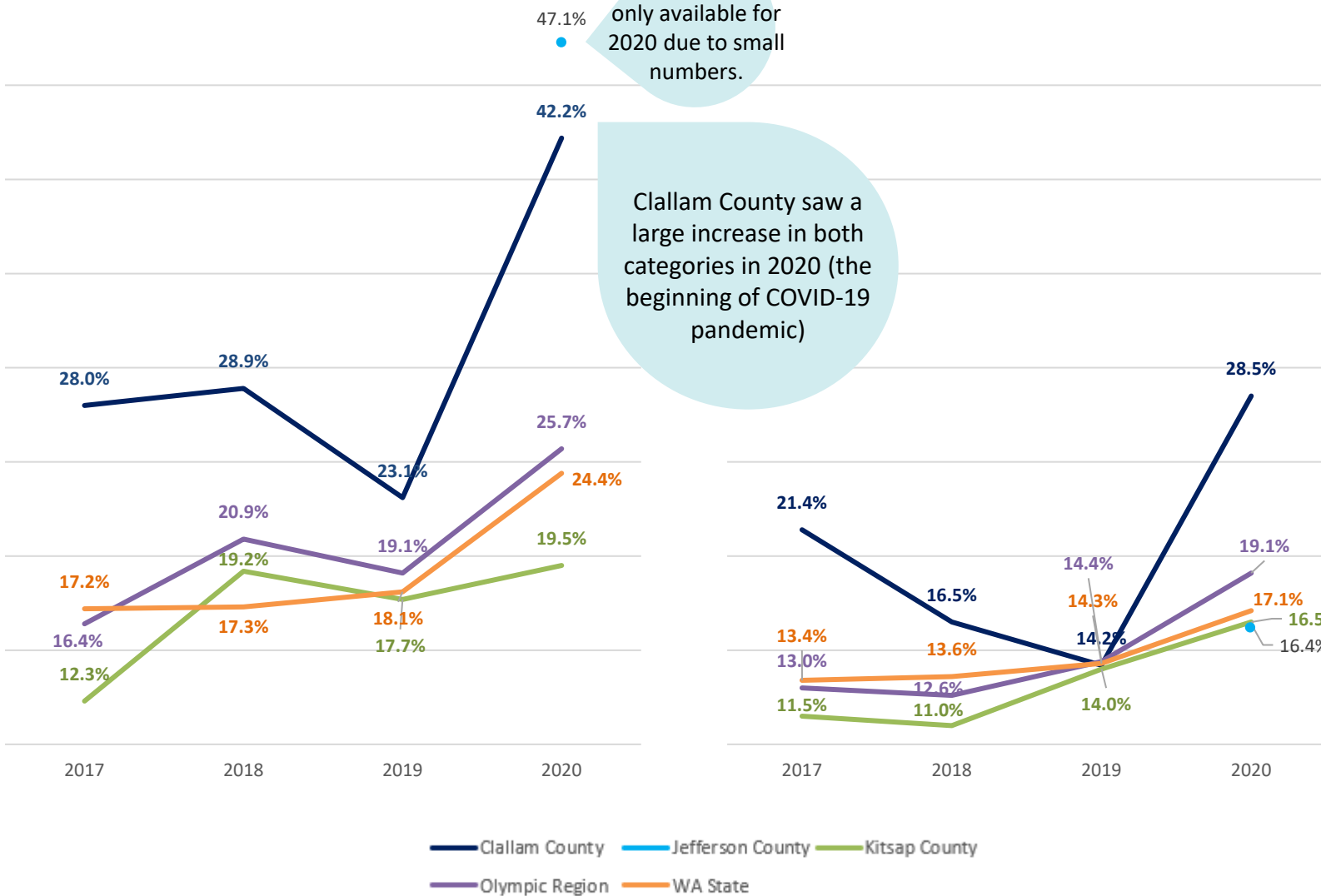




Deaths in the Olympic Region Induced by Drugs and Alcohol

Deaths induced by drugs

Deaths induced by alcohol



Source	Department of Health
Population Measured	All
Definition	Deaths induced by drugs and alcohol
Key Code	A lower number is better
Measure	Age-adjusted rate per 100,000 ds= data suppressed due to low numbers.
OCH Focus Area	Together, recovery is possible

The region has seen a steady increase in both drug and alcohol induced deaths since 2017

Icon image source: flaticon.com



Deaths in the Olympic Region Induced by Drugs and Alcohol

Importance

Deaths induced by alcohol and other drugs are entirely preventable.

Olympic region efforts/successes

A community-minded approach shapes care in Clallam

Reflections Counseling has built relationships with Medication Assisted Treatment prescribers. “We have established a relationship with the three primary prescribers in our community—Jamestown Family Health Clinic, North Olympic Healthcare Network, and Olympic Medical Physicians—to include changes in our curriculum and service delivery as the needs of the different prescribers have been presented to us.”



Port Angeles Community Paramedicine

Determined to better serve the community, the Port Angeles Fire Department (PAFD) knew there was a better way to prevent the overuse of emergency services. By crossing the sector divide and teaming up with local providers and community services, PAFD implemented a pilot Community Paramedicine program that is having an incredible impact on the community.



Coffee Break Video: Taking action to address substance use disorder stigma

Olympic Community of Health presents the Coffee Break Video Series, addressing local health issues through community conversations and shared cups of coffee. Join Brian Burwell and Anya Callahan as they discuss the presence of stigma of substance use disorder in the Olympic region.



“Save a Life” community education campaign

OCH has developed a five-week social media and print campaign to raise awareness about opioid overdoses and ways to effectively respond in the event of an overdose.

SAVE A LIFE!
CALL 911 AND USE NALOXONE

STEP 1: ALWAYS CALL 911
 STEP 2: USE NALOXONE IF YOU HAVE IT
 STEP 3: STAY WITH THE PERSON UNTIL HELP ARRIVES AND START RESCUE BREATHING, IF YOU ARE ABLE

olympicch.org Olympic COMMUNITY of HEALTH



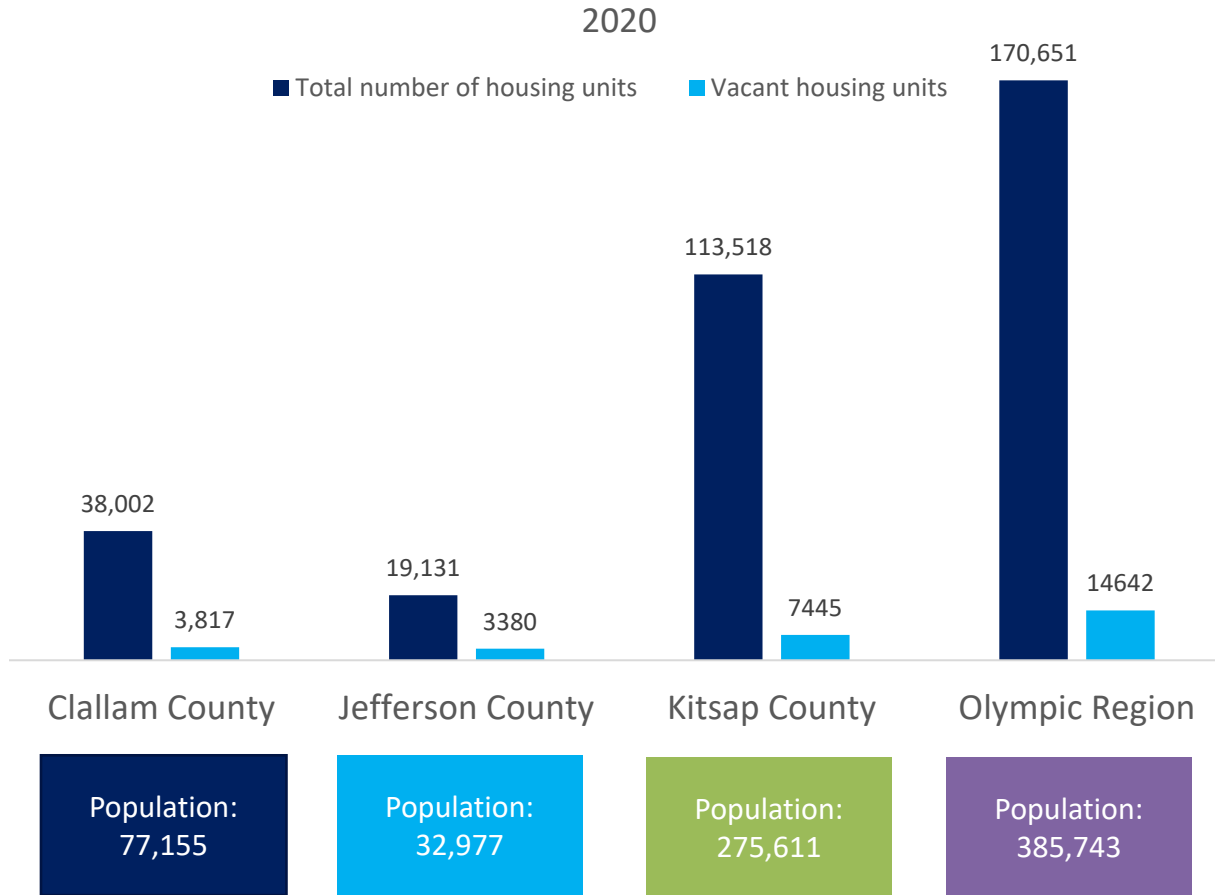
Indicators from OCH's

*Everyone
housed*

action plan



Olympic Region Housing Units (Total and Vacant)



WA State
 Total housing units:
3,257,185
 Vacant housing units:
227,549
 Population:
 7,705,281

Populations source: [US Census, 2020](#)

Source	US Census
Population Measured	N/A
Definition	The number of housing units for each year.
Key Code	
Measure	A housing unit is a house, an apartment, a mobile home, a group of rooms, or a single room that is occupied (or if vacant, is intended for occupancy) as separate living quarters. Separate living quarters are those in which the occupants live and eat separately from any other persons in the building and which have direct access from the outside of the building or through a common hall.
OCH Focus Area	Everyone housed

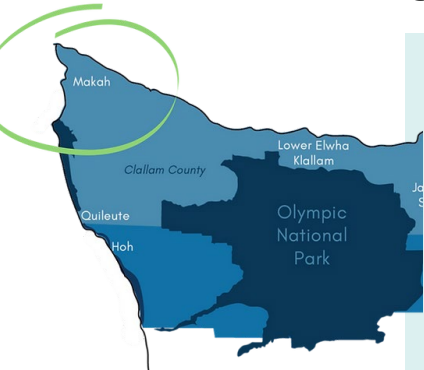


Number of Housing Units (Total and Vacant)

Importance

The total number of housing units in each county is one component of telling the story of housing. Some of the vacant housing units in a community may be available for renters. In the Olympic region, many vacant houses are second or vacation homes.

Olympic region efforts/successes



Makah Village of Hope

In the Spring of 2020, during the initial COVID-19 lockdown, community members realized a surprising number of Tribal members were experiencing homelessness. Community members with a housing need were immediately housed in unused resort cabins. Next, the Tribe gathered three single wide FEMA trailers to be used as tiny homes.

Silvernest home sharing

“Silvernest” home sharing platform allows homeowners to earn passive income by renting out room(s), like a dating app. Olympic Area Agency on Aging is implementing this platform in the Olympic region as a local housing solution.



Tiny homes, big impacts

Olympic Community Action Programs (OlyCAP) is tackling the housing crisis one tiny home at a time. Working alongside the Community Build Project, United Methodist Church, Bayside Housing, and the Jefferson County Commissioners, OlyCAP brought to life a village of twelve colorful tiny homes. The homes were created to provide temporary housing for vulnerable seniors in Jefferson County.



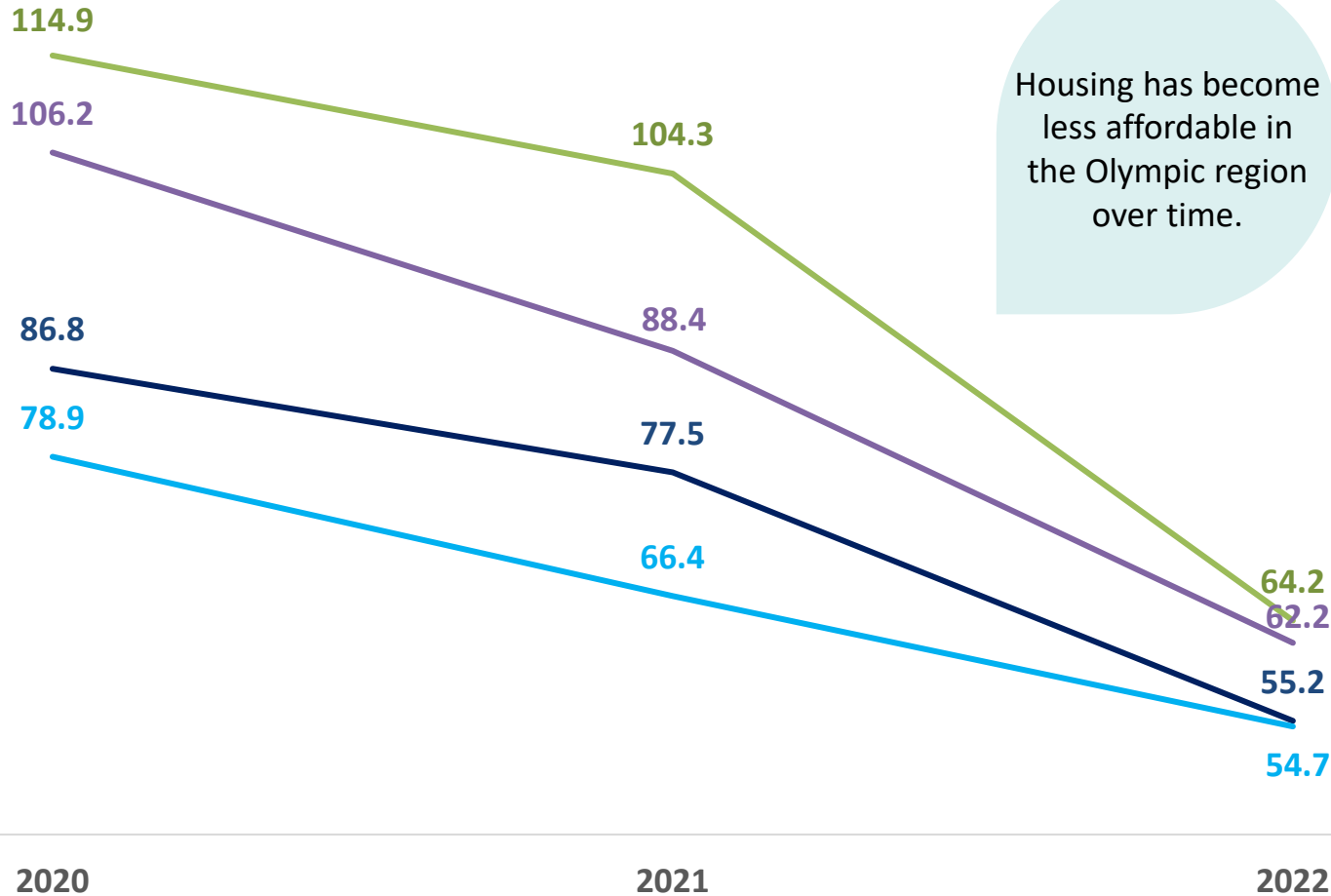
Habitat has plans for new neighborhood in Port Hadlock

An old private airstrip near the Jefferson County Library in Port Hadlock could become the site of a new neighborhood of up to 120 homes of workforce housing. Habitat of Humanity of East Jefferson County has secured an option to buy the 17-acre property in the hopes it can raise roughly \$5 million to build the new subdivision.





Olympic Region Housing Affordability



Housing has become less affordable in the Olympic region over time.

Source	University of Washington/ WA Department of Licensing
Population Measured	Middle-income families
Definition	The ability for a middle-income family to carry the mortgage payments on a median priced home.
Key Code	A higher number means the housing is more affordable.
Measure	When the index is 100, there is a balance between the family's ability to pay and the cost.
OCH Focus Area	Everyone housed

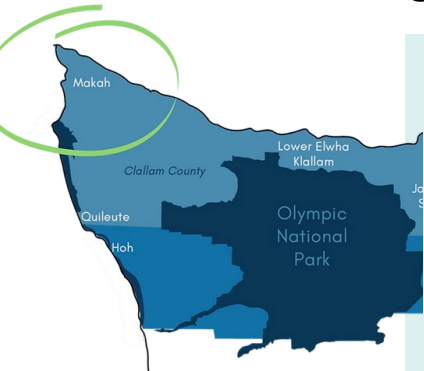


Housing Affordability

Importance

Housing affordability is complex. Affordability varies by household based on income, percent of income that goes toward housing, and a myriad of other factors.

Olympic region efforts/successes



Makah Village of Hope

In the Spring of 2020, during the initial COVID-19 lockdown, community members realized a surprising number of Tribal members were experiencing homelessness. Community members with a housing need were immediately housed in unused resort cabins. Next, the Tribe gathered three single wide FEMA trailers to be used as tiny homes.

Silvernest home sharing

“Silvernest” home sharing platform allows homeowners to earn passive income by renting out room(s), like a dating app. Olympic Area Agency on Aging is implementing this platform in the Olympic region as a local housing solution.



Tiny homes, big impacts

Olympic Community Action Programs (OlyCAP) is tackling the housing crisis one tiny home at a time. Working alongside the Community Build Project, United Methodist Church, Bayside Housing, and the Jefferson County Commissioners, OlyCAP brought to life a village of twelve colorful tiny homes. The homes were created to provide temporary housing for vulnerable seniors in Jefferson County.



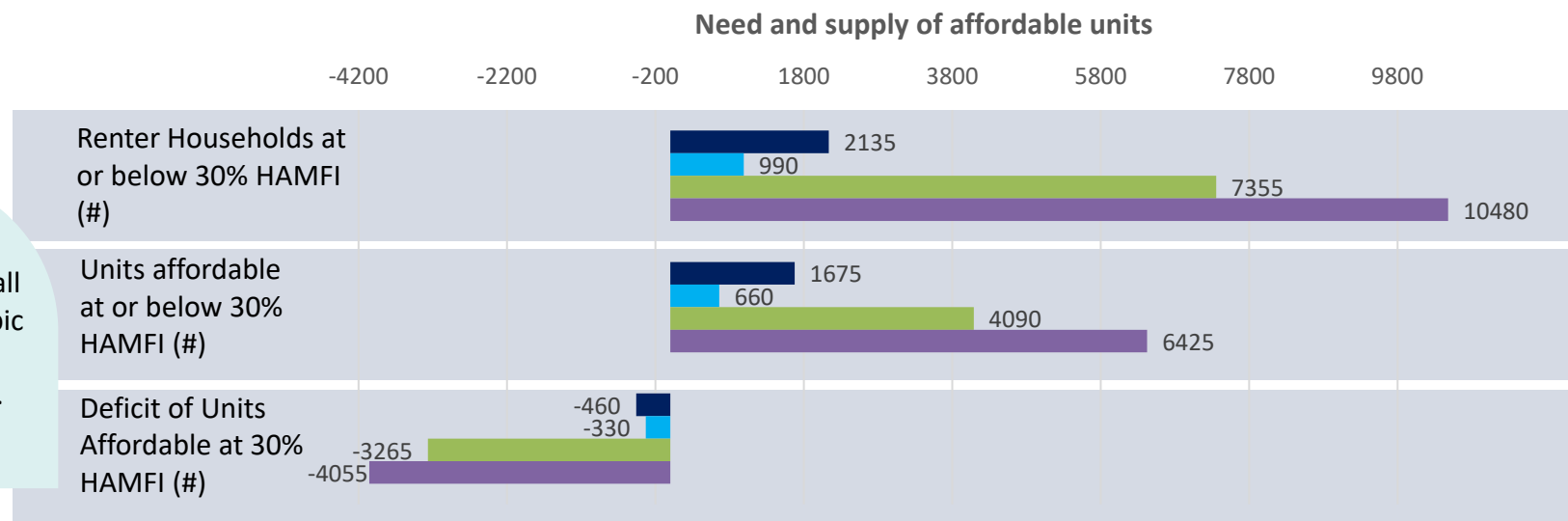
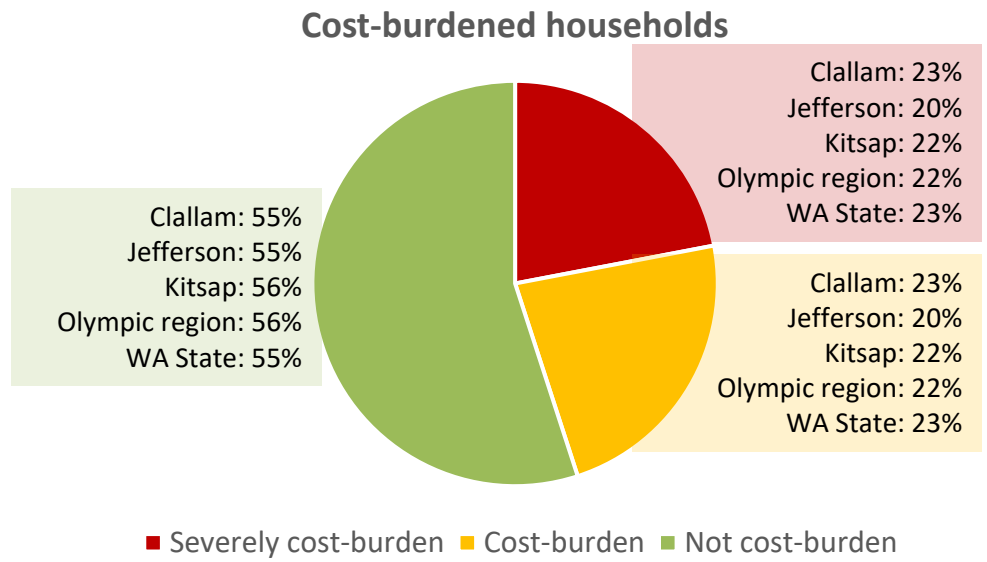
Pendleton Place

Kitsap Mental Health Services (KMHS) is a local partner setting a strong example of what it means to be a “recovery hero”. By opening the doors to their newest facility, 72 community members experiencing chronic homelessness and have a diagnosed behavioral health need will be able to call Pendleton Place “home”. Pendleton Place is the first major permanent supportive housing facility in Kitsap County.





Cost-Burdened Renter Households in the Olympic Region



There is a shortfall across the Olympic region for low-income renters.

Source	National Low Income Housing Coalition - Out of Reach Report NLIHC gathers data from CHAS - Comprehensive Housing Affordability Strategy, which is a subset of HUD, and a subset of the American Community Survey
Population Measured	Renter Households
Definition	Cost-Burdened: Households that spend more than 30% of income on rent. Severely Cost-Burdened: Households that spend more than 50% of income toward housing costs HAMFI: HUD Adjusted Median Family Income
Key Code	A lower score is better
Measure	
OCH Focus Area	Everyone housed

Icon image source: flaticon.com

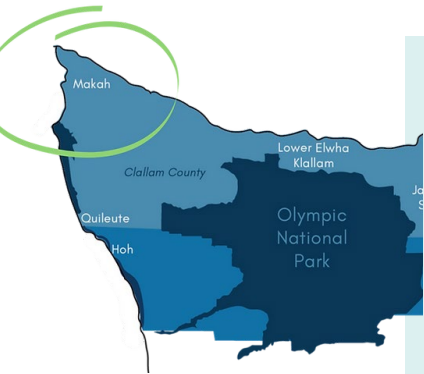


Cost-Burdened Renter Households in the Olympic Region

Importance

Access to long-term, affordable, and quality housing is one of the most important determinants of health.

Olympic region efforts/successes



Makah Village of Hope

In the Spring of 2020, during the initial COVID-19 lockdown, community members realized a surprising number of Tribal members were experiencing homelessness. Community members with a housing need were immediately housed in unused resort cabins. Next, the Tribe gathered three single wide FEMA trailers to be used as tiny homes.

Pendleton Place

Kitsap Mental Health Services (KMHS) is a local partner setting a strong example of what it means to be a “recovery hero”. By opening the doors to their newest facility, 72 community members experiencing chronic homelessness and have a diagnosed behavioral health need will be able to call Pendleton Place “home”. Pendleton Place is the first major permanent supportive housing facility in Kitsap County.



Tiny homes, big impacts

Olympic Community Action Programs (OlyCAP) is tackling the housing crisis one tiny home at a time. Working alongside the Community Build Project, United Methodist Church, Bayside Housing, and the Jefferson County Commissioners, OlyCAP brought to life a village of twelve colorful tiny homes. The homes were created to provide temporary housing for vulnerable seniors in Jefferson County.



Financial education courses

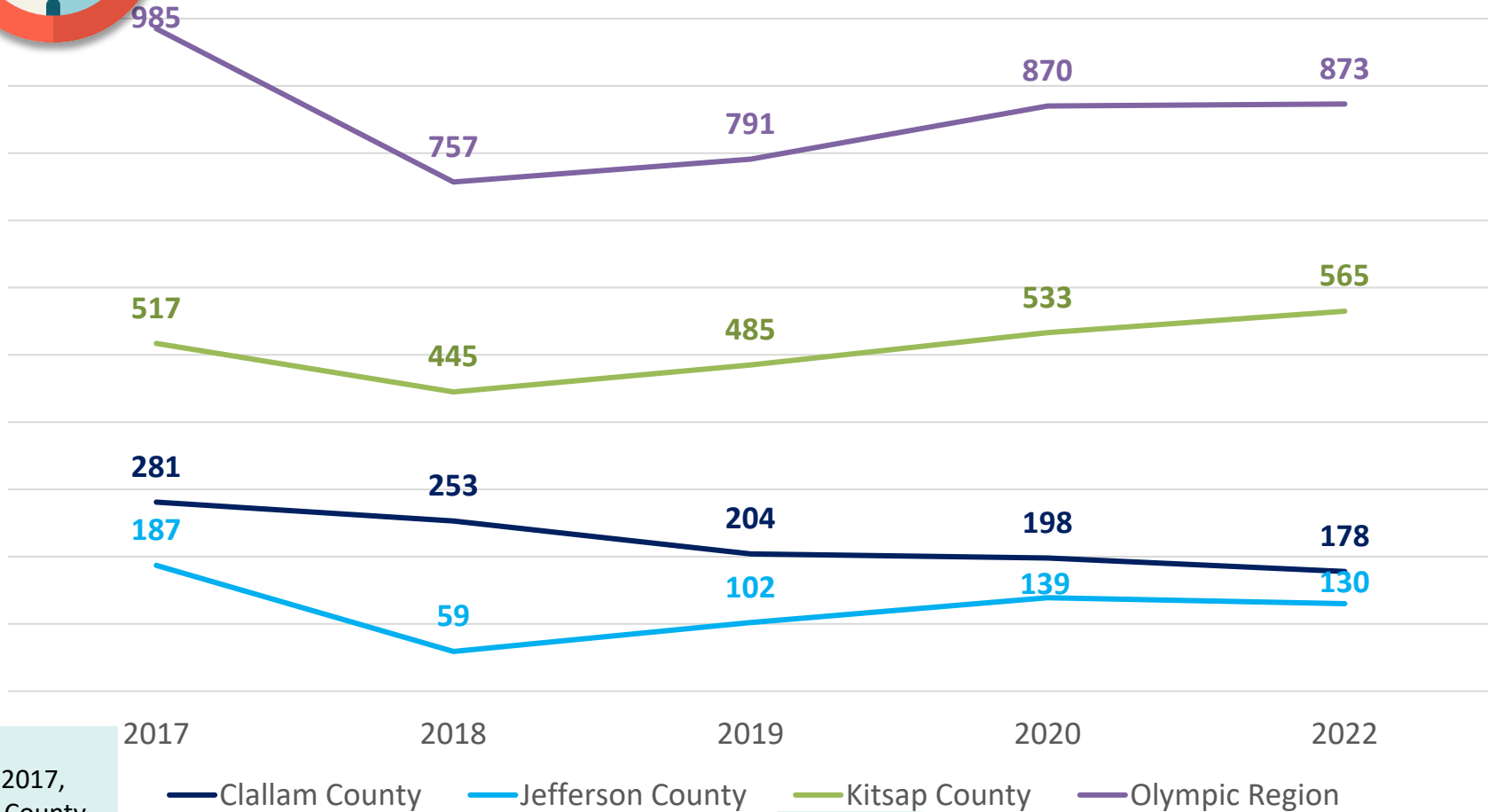
Kitsap Community Resources (KCR) offers a wide range of FREE financial literacy classes that will help you set and reach your goals for a more financially-sound future. KCR partnered with the Kitsap County financial community to offer a variety of classes taught by professionals that are committed to helping you succeed.



**KITSAP COMMUNITY
RESOURCES**
Creating Hope | Restoring Lives



Olympic Region Point-In-Time Homelessness




Since 2017, Clallam County has seen a steady decrease in homelessness.

Overall, Jefferson County has also seen a decrease in homelessness since 2017.

Kitsap County's homelessness count was higher in 2022 than it was in 2017.

Source	WA Dept of Commerce Note: survey was not conducted in 2021 due to covid.
Population Measured	People staying in temporary housing programs or places not meant for human habitation.
Definition	An annual estimate count of all persons staying in temporary housing programs and places not meant for human habitation.
Key Code	A lower number is better
Measure	Point in time count
OCH Focus Area	Everyone housed

Icon image source: flaticon.com



Point-In-Time Homelessness

Importance

People experiencing homelessness belong to a group that is often singled out for attention. Many people experiencing homelessness have disabilities and/or behavioral health conditions. The US Department of Housing and Urban Development (HUD) requires an annual statewide count people without safe shelter.

Olympic region efforts/successes

All-View Motel

The All-View Motel transformed from an old-school motor court to supportive housing for people with chronic mental health issues who are experiencing homelessness.



Image Source: [Peninsula Daily News](#)

Pendleton Place

Kitsap Mental Health Services (KMHS) is a local partner setting a strong example of what it means to be a “recovery hero”. By opening the doors to their newest facility, 72 community members experiencing chronic homelessness and have a diagnosed behavioral health need will be able to call Pendleton Place “home”. Pendleton Place is the first major permanent supportive housing facility in Kitsap County.



Tiny homes, big impacts


Olympic Community Action Programs (OlyCAP) is tackling the housing crisis one tiny home at a time. Working alongside the Community Build Project, United Methodist Church, Bayside Housing, and the Jefferson County Commissioners, OlyCAP brought to life a village of twelve colorful tiny homes. The homes were created to provide temporary housing for vulnerable seniors in Jefferson County.



Icon image source: flaticon.com

Respite pilot

Serenity House of Clallam County partnered with Clallam County Health and Human Services, Olympic Medical Center, and Olympic Peninsula Community Clinic to launch a two-year medical respite pilot in November 2022. During the pilot period, medical respite will be provided at the shelter with plans to evaluate the need for another location. This pilot is an opportunity for people who are experiencing homelessness to safely recover and be discharged from hospital.



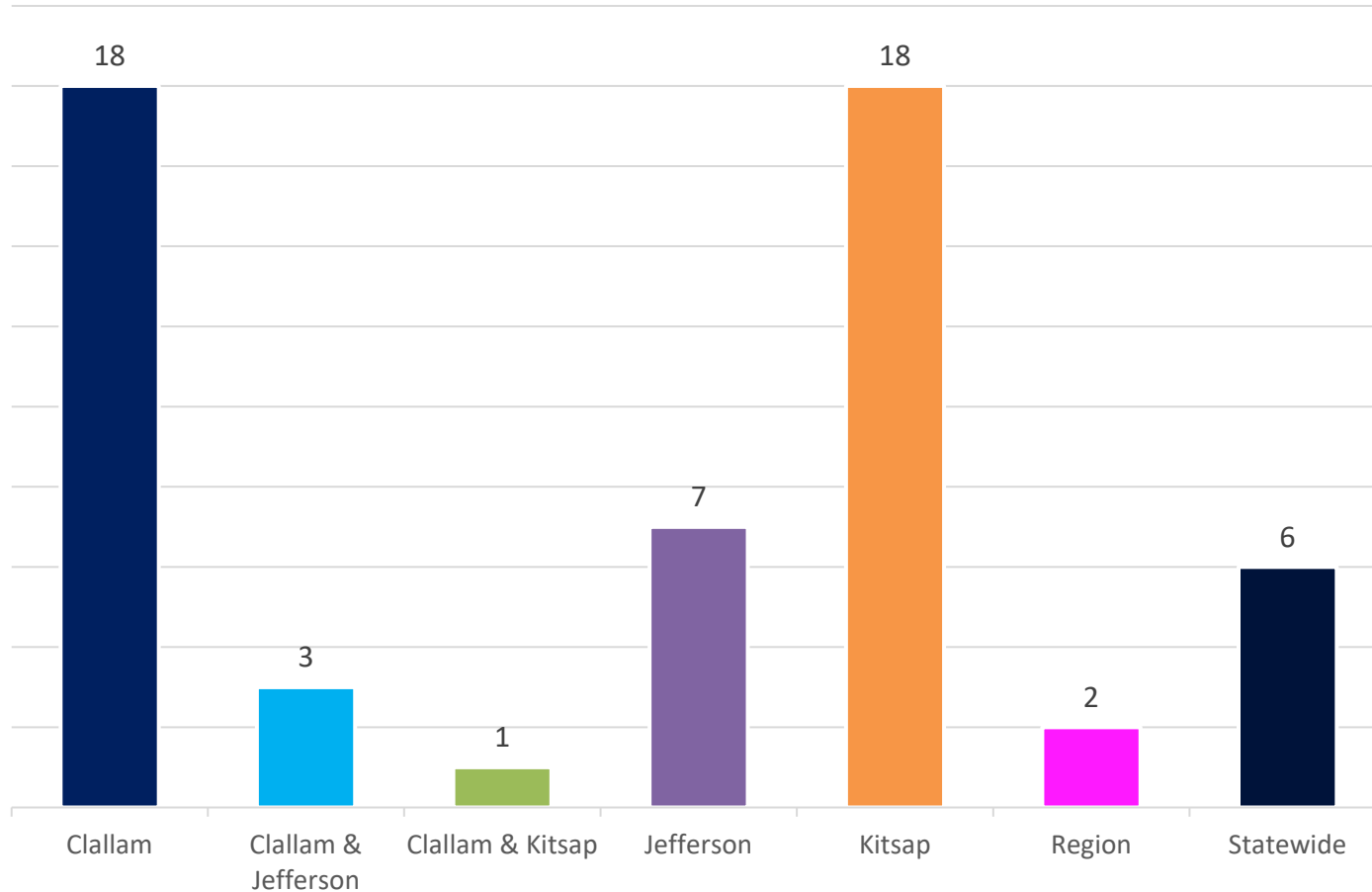
The image features a stylized landscape with dark green mountains in the foreground and a blue horizontal band across the middle. The text is centered within this band. The background is white.

Indicators from OCH's

*Stronger Together
Partner Network
Analysis*




Olympic Community of Health Partners



Source	2022 Stronger Together: Partner Network Report
Population Measured	OCH Partner Network
Definition	Organizations, agencies, and Tribes that are connected to Olympic Community of Health
Key Code	A higher number means more partnerships
Measure	Count
OCH Focus Area	OCH Partner Network

Overall network:
55 different partners

OCH has partnerships with all seven Tribes in the Olympic region. Tribes were counted by geographic county.



Olympic Community of Health Partners

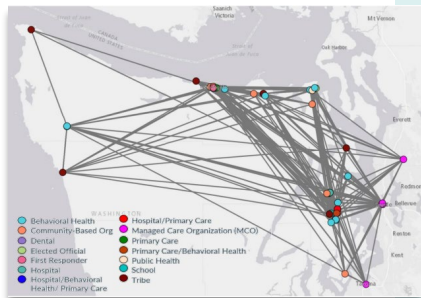
Importance

The success of health transformation work in the Olympic region requires partnership and collaboration. When more partners are engaged, we can reach more community members and achieve better health outcomes.

Olympic region efforts/successes

Stronger Together: Partner network report

OCH collaborated with Vision Network Labs to better understand the network of partners across the region. The survey responses let to a visualized network of relationships, insights about the ways different partners work together, and identified opportunities to expand the network.



Expanding the OCH table

In 2022, OCH reached out to new partners to meaningfully engage on projects including tackling stigma of substance use disorder, addressing the health-serving workforce crisis, community-clinical linkages, addressing social determinants of health, and more.



Enhanced transformation projects

In 2021, OCH encouraged contracted partners to take additional steps toward improving the determinants of health – those conditions in which people are born, grow, live, and age that affect a wide range of health, functional, and quality of life risks and outcomes. This built upon initial work OCH facilitated in 2020 to raise awareness and understanding about the importance of addressing the determinants of health.

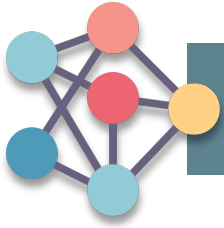


Community-clinical linkages projects

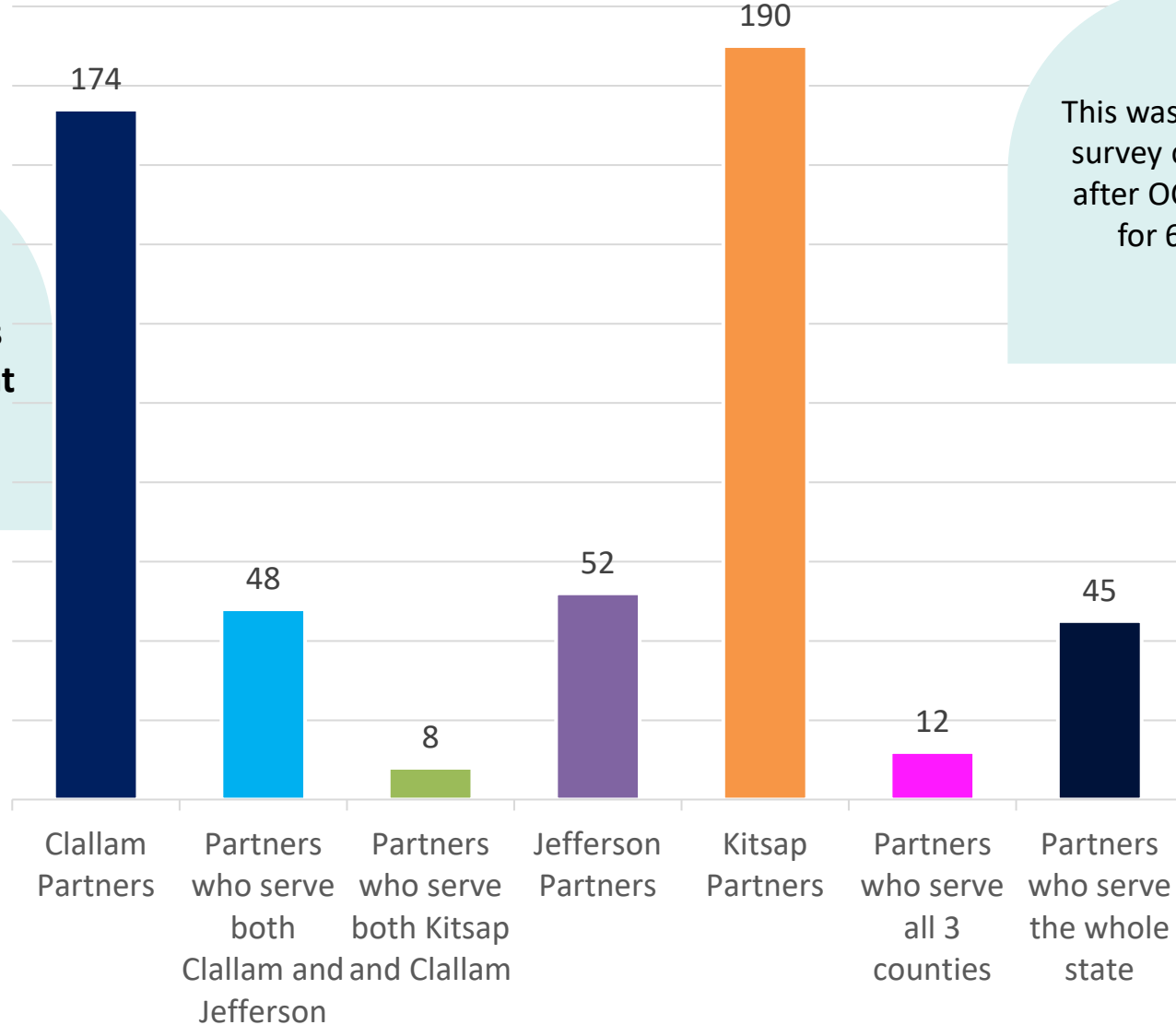
Partners across the region are building strong partnerships between the clinical and community workforce to improve local health outcomes. OCH is inspired by the recent successes on local community-clinical linkage projects.

Most common facilitators of success





Olympic Community of Health relationships among partners



This was a baseline survey conducted after OCH existed for 6 years.


Overall network: **529 partnerships** across **55 different partners**

Source	2022 Stronger Together: Partner Network Report
Population Measured	OCH Partner Network
Definition	There are 529 relationships between the 55 partners in OCH's network. This measure gives insight regarding who those relationships are between.
Key Code	A higher number means more relationships between partners
Measure	Count
OCH Focus Area	OCH Partner Network Area

"OCH has helped to reduce the silos that can evolve and provided an opportunity to think more creatively in solution-seeking."

- OCH partner





Olympic Community of Health relationships among partners

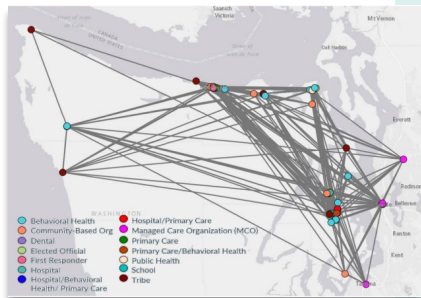
Importance

The success of health transformation work in the Olympic region requires partnership and collaboration. When more partners are engaged, we can reach more community members and achieve better health outcomes.

Olympic region efforts/successes

Stronger Together: Partner network report

OCH collaborated with Vision Network Labs to better understand the network of partners across the region. The evaluation visualized network relationships, provided insights about the ways different partners work together, and identified opportunities to expand the network.



Expanding the OCH table

In 2022, OCH reached out to new partners to meaningfully engage on projects including tackling stigma of substance use disorder, addressing the health-serving workforce crisis, community-clinical linkages, addressing social determinants of health, and more.



Enhanced transformation projects

In 2021, OCH encouraged contracted partners to take additional steps toward improving the determinants of health – those conditions in which people are born, grow, live, and age that affect a wide range of health, functional, and quality of life risks and outcomes. This built upon initial work OCH facilitated in 2020 to raise awareness and understanding about the importance of addressing the determinants of health.



Community-clinical linkages projects

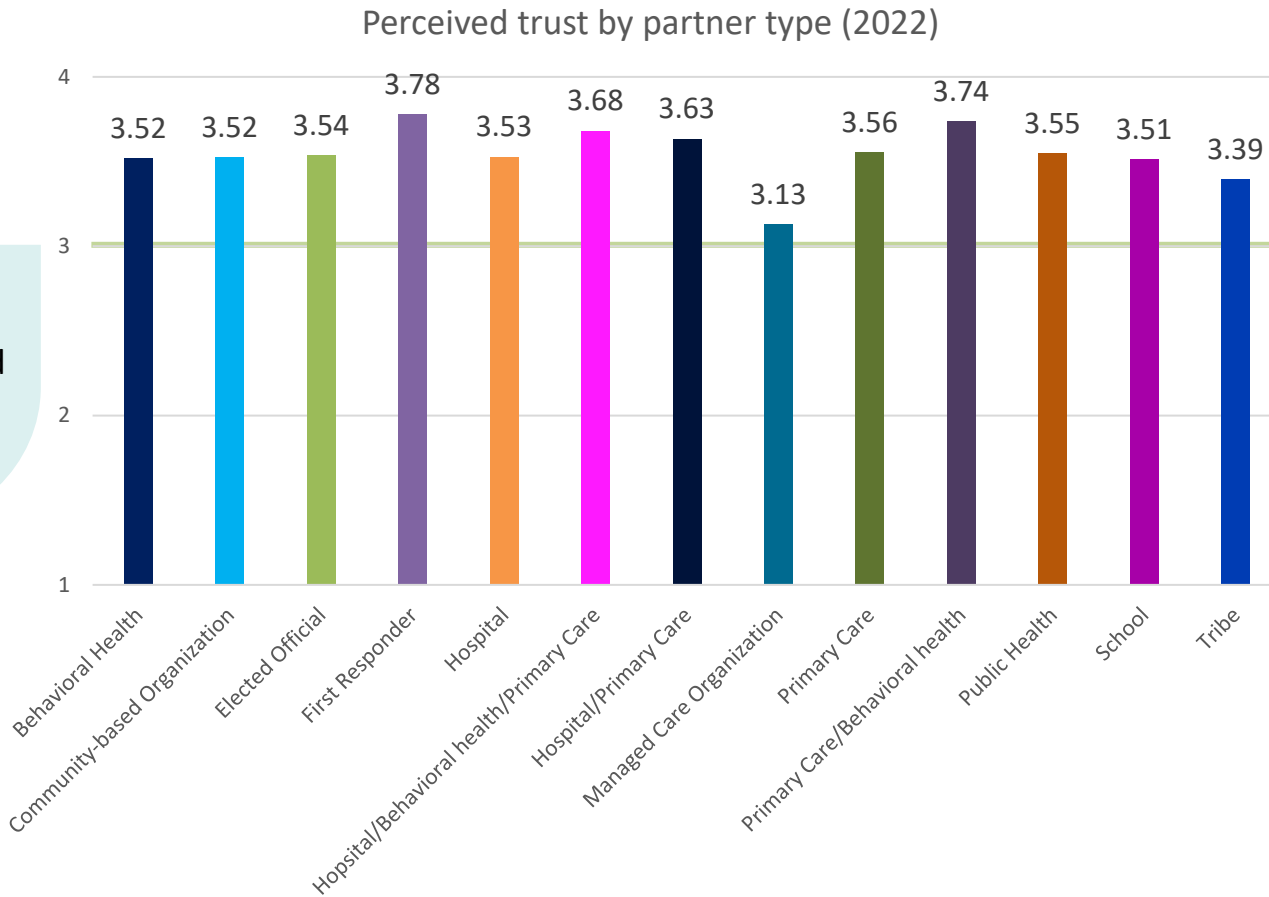
Partners across the region are building strong partnerships between the clinical and community workforce to improve local health outcomes. OCH is inspired by the recent successes on local community-clinical linkage projects.

Most common facilitators of success





Perceived Trust in the OCH Partnership Network



Scores over 3 are considered the most positive

These high trust scores indicate that the OCH network is operating on a strong foundation of trust upon which members collaborate with one another to further the network's mission.

This was a baseline survey conducted after OCH existed for 6 years.

Source	2022 Stronger Together: Partner Network Report
Population Measured	OCH Partner Network
Definition	Perceived trust within network relationships.
Key Code	A higher score is better
Measure	Survey participants assessed each of their reported relationships on these three dimensions according to a 4-point scale, 1 = Not at all, 2 = A Small Amount, 3 = A Fair Amount, and 4 = A great deal.
OCH Focus Area	OCH Partner Network



Perceived Trust in the OCH Partnership Network

Importance

Trust in network relationships facilitates effective information exchange and decision-making and reduces duplication of effort among groups that may have previously competed.

Olympic region efforts/successes

Stronger Together: Partner network report

OCH recently collaborated with Vision Network Labs to better understand the network of partners across the region. Together, we conducted an evaluation that visualized network relationships, provided insights about the ways different partners work together, and identified opportunities to expand the network.

“We have seen the synergy that develops between the many organizations that come to the table together. We know that we need to use multiple resources that we each have in order to address these problems.”

-OCH partner

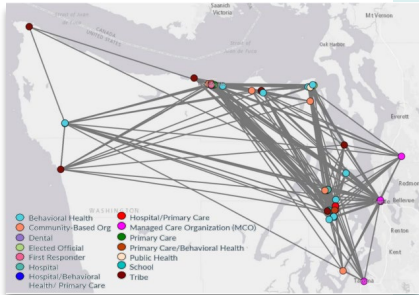



Community baby shower

The Perinatal Mental Health Task Force, chaired by First Step Family Support Center recently threw their first annual Community Connection Baby Shower; bringing more than 30 partner organizations and 90 families together in one place to address the mental and physical health needs of parents, caregivers, and new families living on the Olympic Peninsula.

Community-based care coordination

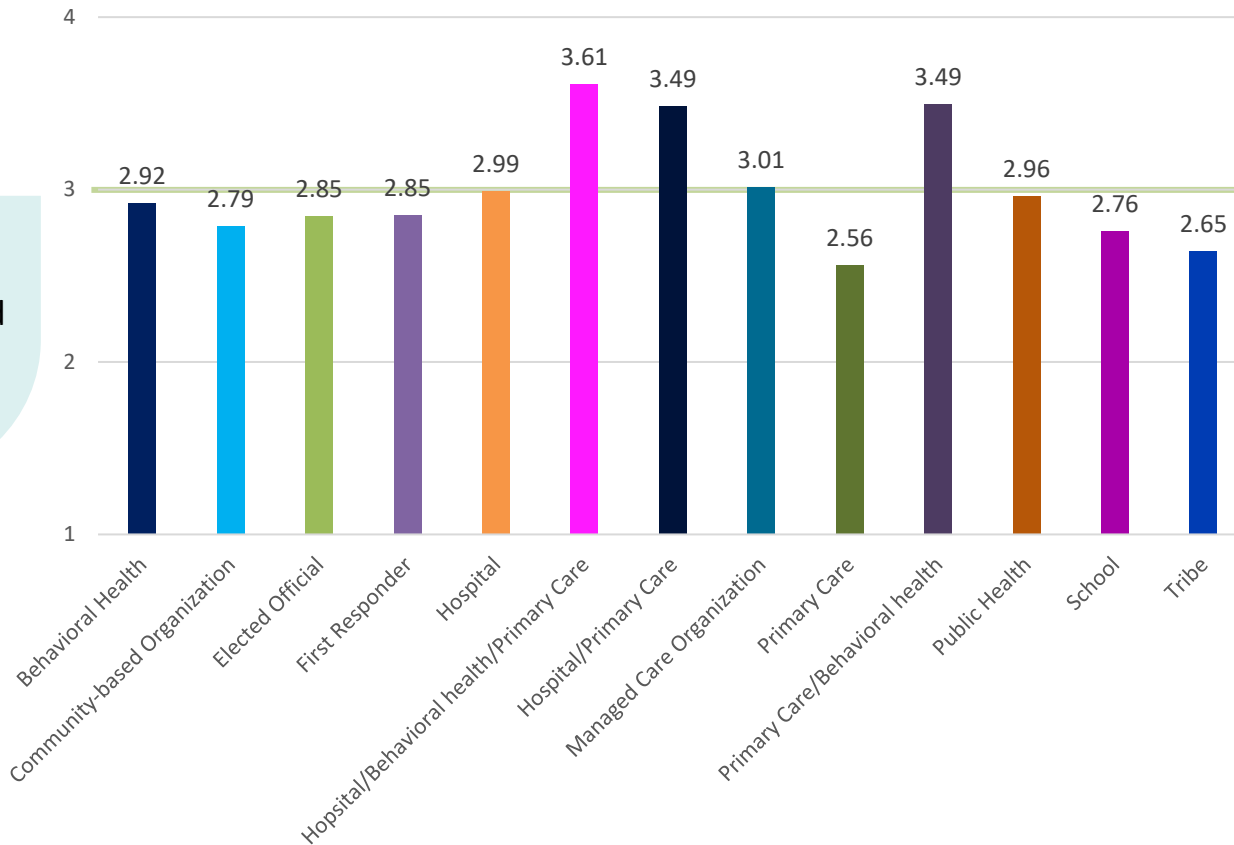
Olympic Community of Health brought together partners from across the Olympic region to learn about creative approaches to community-based care coordination. This approach to care coordination brings together various organizations, Tribes, and sectors to collaboratively care for the unique needs of a specific community.





Value of the OCH Partnership Network

Perceived value by partner type (2022)




Scores over 3 are considered the most positive

If a network average score for power and influence is lower, that often indicates that there are fewer of these types of partners in the network, or that these types of partners have fewer connections to others within the network.

This was a baseline survey conducted after OCH existed for 6 years.

Source	2022 Stronger Together: Partner Network Report
Population Measured	OCH Partner Network
Definition	Perceived value of network relationships.
Key Code	A higher score is better
Measure	Survey participants assessed each of their reported relationships on these three dimensions according to a 4-point scale, 1 = Not at all, 2 = A Small Amount, 3 = A Fair Amount, and 4 = A great deal.
OCH Focus Area	OCH Partner Network



Value of the OCH Partnership Network

Importance

Understanding the perceived value of network relationships is important in leveraging the different ways in which members contribute to the network. The column chart below depicts the average value scores within the network.

Olympic region efforts/successes

Stronger Together: Partner network report

OCH collaborated with Vision Network Labs to better understand the network of partners across the region. The evaluation visualized network relationships, provided insights about the ways different partners work together, and identified opportunities to expand the network.

“We all have unique areas of expertise, but when you combine them together, it's really better than the sum of the parts. That can dramatically improve the health of the community.”

-OCH partner

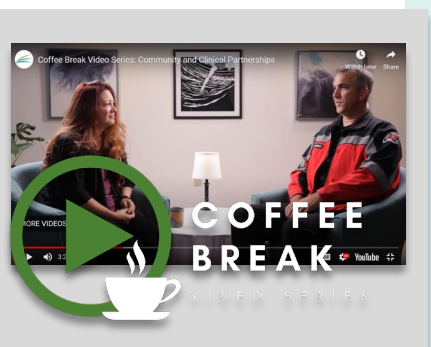
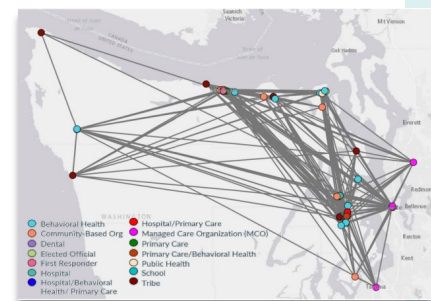


Community and clinical partnerships video

Olympic Community of Health presents the Coffee Break Video Series, addressing local health issues through community conversations and shared cups of coffee. Join Danielle Gorman and Brian Gerdes as they discuss the importance of fostering partnerships between clinical providers and community-based organizations.

Community-based care coordination

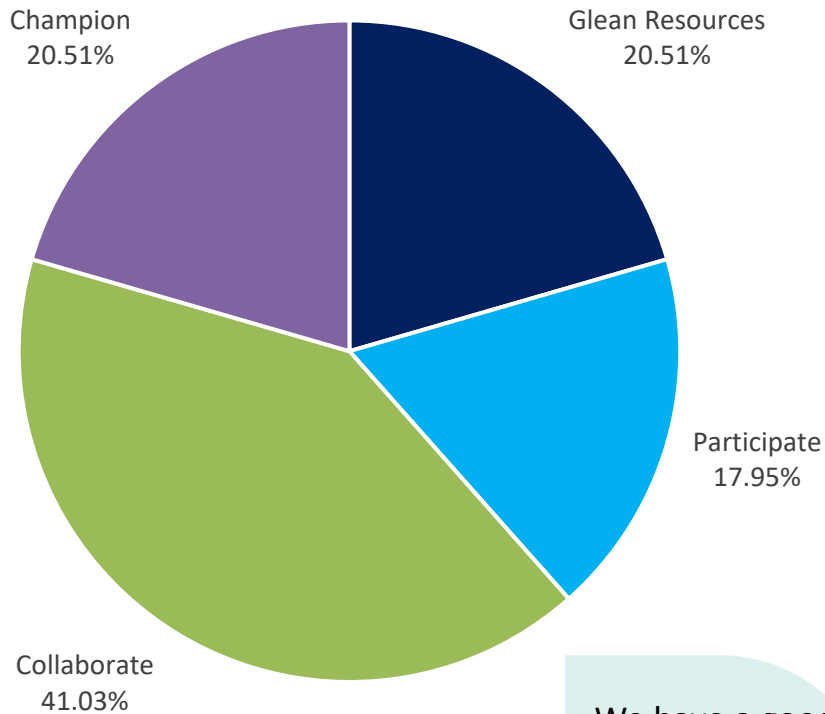
Olympic Community of Health brought together partners from across the Olympic region to learn about creative approaches to community-based care coordination. This approach to care coordination brings together various organizations, Tribes, and sectors to collaboratively care for the unique needs of a specific community.





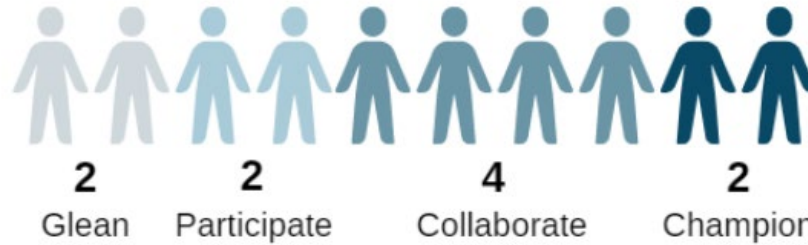
Level of Engagement of OCH Partners

Level of Engagement across OCH network (2022)

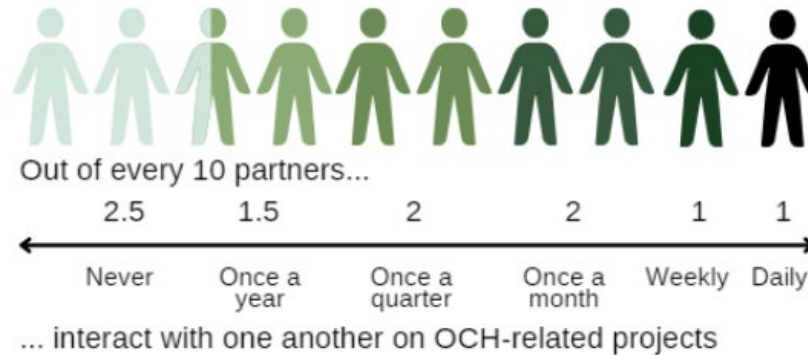


We have a good balance of partners engaging on various levels.

How engaged are partners? Out of every 10...



The frequency in which partners interact with one another on OCH-related projects correlates with various engagement levels-- the more engaged a partner is, the more frequently they interact.



Source	2022 Stronger Together: Partner Network Report
Population Measured	OCH Partner Network
Definition	Partnership model from OCHs strategic plan: <ul style="list-style-type: none"> - Glean resources (access OCH web resources or staff) - Participate (Glean + participate in OCH events) - Collaborate (Participate + contribute to products, data sharing, events or meetings) - Champion (Collaborate + raise policy issues, share best practices, and more)
Measure	Percent of network partners falling into each partnership model category
OCH Focus Area	OCH Partner Network



Level of Engagement of OCH Partners

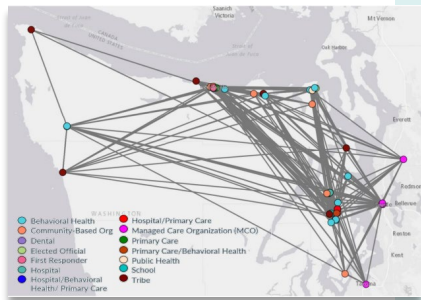
Importance

OCH strives to have partners in all partnership model categories. Not all OCH partners likely have the time or resources to engage as champions, and if they were expected to, they might be at risk for burnout. Conversely, if a majority of partners categorized their engagement as “gleaning resources” only, network cohesion and effectiveness might not be possible.

Olympic region efforts/successes

Stronger Together: Partner network report

OCH collaborated with Vision Network Labs to better understand the network of partners across the region. The evaluation visualized network relationships, provided insights about the ways different partners work together, and identified opportunities to expand the network.



2021 Regional convening

OCH hosted the 2021 Stronger Together Regional Convening at the beautiful Kiana Lodge. The event provided partners to engage in various ways: partners shared local projects, gleaned info from OCH’s stigma work, heard from different partners about care coordination efforts, and more.



OCH action plans

OCH is excited to share four-year action plans for each of the strategic plan focus areas. These action plans are directly informed by partners across the Olympic region. The actions will help bring to life the vision of a region of healthy people, thriving communities. They provide a wide variety of opportunities for partner engagement.



Sign up for OCH’s newsletter

OCH sends out a weekly newsletter every Tuesday that includes upcoming events, resources, opportunities, and more. This is a great way to jump into the OCH network.





Olympic
COMMUNITY *of* HEALTH

Healthy people, thriving communities

Learn more at olympicch.org/data